



High-level seminar on the future of economic statistics in
Latin America and the Caribbean

UNIDO's role in organization and dissemination of global industrial statistics

Shyam Upadhyaya
Chief Statistician UNIDO



Division of labour in international economic statistics

UNSD

- National accounts
- Comtrade
- Energy statistics

FAO

Agriculture, forestry and fishery

UNIDO

Industrial statistics:

- Mining and quarrying
- Manufacturing
- Electricity, gas and steam supply
- Water supply and remediation activities

- For OECD countries UNIDO gets data from OECD

Other agencies

UN WTO - Tourism statistics,
ITU - Telecommunication statistics,
IMF - International financial statistics etc.

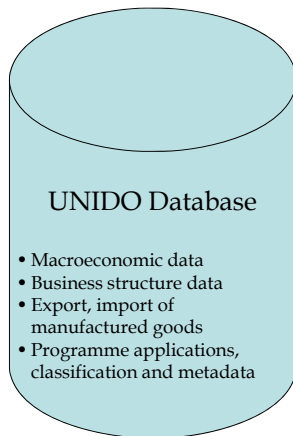


Evolution of UNIDO's mandate in industrial statistics

1993 <i>By resolution of the Statistical Commission</i>	Responsibility for the publication of <i>International Yearbook of Industrial Statistics</i> was transferred from UNSD to UNIDO
2010 <i>By agreement between UNSD and UNIDO</i>	UNIDO starts publication of the World Statistics on Mining and Utilities
2019 <i>By resolution of the Statistical Commission</i>	Responsibility on global industrial statistics fully transferred to UNIDO (Commodity production and IIP data included)



Database and products of UNIDO



Statistical products

- Online data
- INDSTAT2 - aggregated data for 23 sectors from 1962 to date
- INDSTAT4 - detail level data for industrial sectors and sub-sectors
- Min STAT - detail level country data for mining and quarrying, electricity, gas, water supply and remediation activities
- IDSB - demand supply database (production and external trade)
<https://stat.unido.org/>
- Quarterly data on global manufacturing growth
- Data for SDG-9 indicators

UNIDO Statistical publications



SDG targets and indicators on industrialization

Targets	Indicators
Target 9.2: ...significantly raise industry's share in employment and GDP	9.2.1 Manufacturing value added, (share in GDP, per capita) 9.2.2 Manufacturing employment in percent to total employment
Target 9.3 ... increase the access of small-scale industrial and other enterprises...	9.3.1 Share of small enterprises in total value added 9.3.2 Number of small enterprises with loan or in line of credit in percent to total
Target 9.4 ... adoption of clean and environmentally sound technologies and industrial processes	9.4.1 CO ₂ emission per unit of value added
Target 9.b ... support domestic technology, research and innovation	9.b. Share of MHT industries in total value added

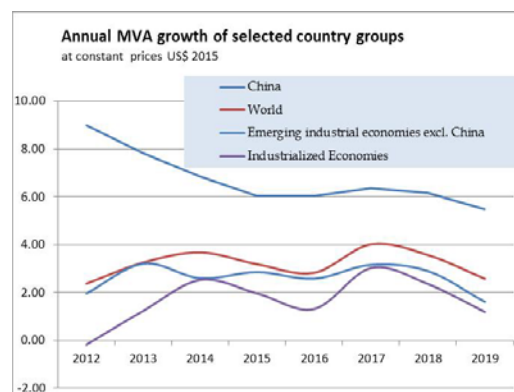


Measures of Global growth trends and competitiveness of manufacturing ...



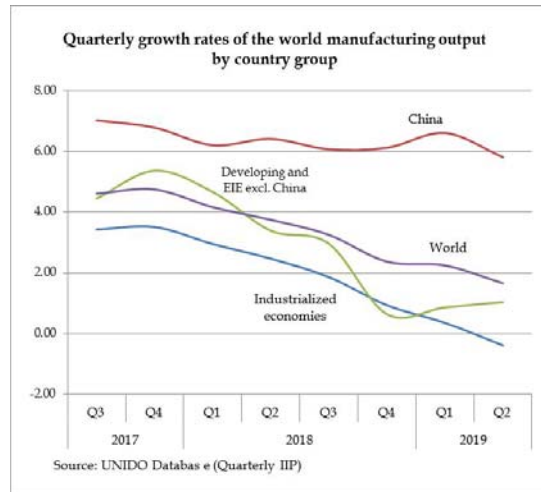
Global manufacturing growth trends in recent years

- Global manufacturing growth is slowing down in all country groups
- Growth still persists but the pace is slower especially in industrialized economies
- Global slowdown occurred amid new trade barriers that affect established order of global trade and tariff
- Manufacturing products account for more than 80% of global merchandise trade



Turning points of slowdown of global manufacturing

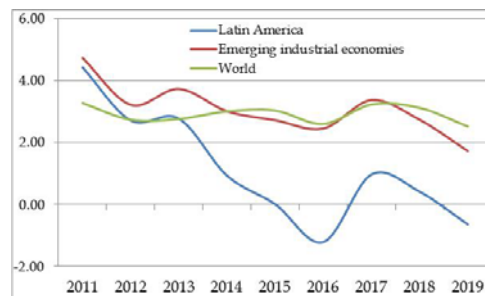
- Global growth continued till the last quarter of 2017
- China and emerging industrial economies that account for most of global growth encountered slowdown
- Low growth creates new challenges to meet SDG-9 targets
- Manufactured goods account for more than 80.0 percent of global commodity trade



Relative performance of manufacturing in Latin America

- Manufacturing growth remains lower in Latin America compared to the global average and emerging industrial economies
- After short-lived recovery MVA growth falls again in negative zone

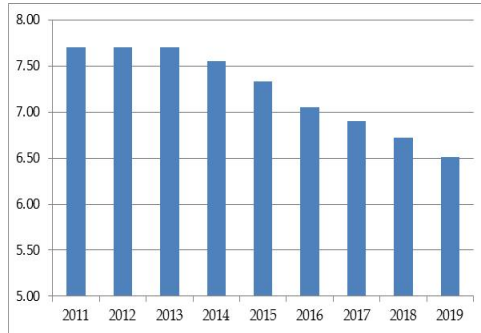
Manufacturing growth of Latin America compared to global growth



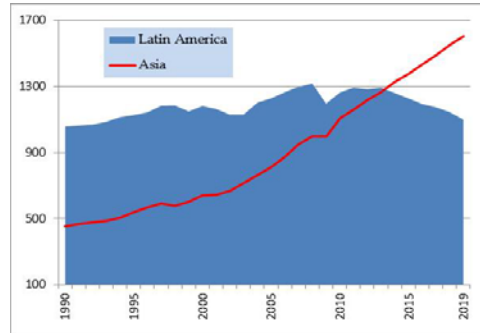
Performance of manufacturing in Latin America

Manufacturing overall has lower performance in Latin America exhibiting the phenomenon of *Middle income trap*. In LA MVA per capita remains at 1990 level, where as the same value tripled in Asia during the same period.

MVA of Latin America in percent to the world total



MVA per capita in US\$ (2015)

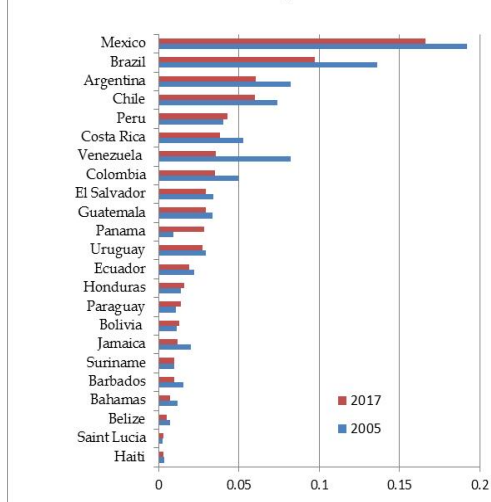


Data: UNIDO MVA Database

Competitive Industrial Performance

- UNIDO compiles CIP Index, a composite measure of eight indicators of industrial performance
- LA countries have lost their competitiveness in recent years, while Mexico, Brazil and Argentina remain leading economies in the region.
- Mexico has 20th position in global ranks followed by Brazil 35th.

Latin American countries by CIP Value



Data: CIP Report UNIDO



Issues to be addressed in global industrial statistics ...



Data related problems

Data availability

LA countries have better data than sub-Saharan African region (see map) but data for some countries are too old.
Argentina 2002, Venezuela 1998, Cuba 1989 and Nicaragua 1985

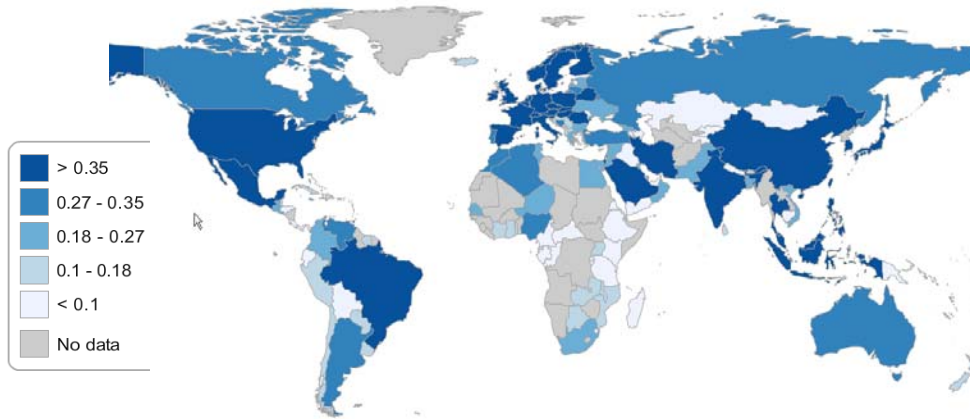
SDG Indicator

SDG 9.3 requires data for small industry (enterprise with less than 20 persons employed). Data for small enterprises are not available in many countries

Conceptual problem

Classification of industry – outsourcing (domestic and global) gradually leading to increase of factory-less production. Fragmentation of enterprise into business function units

Industrial data availability by country



Methodology related problems

- Classification of industry – ISIC needs to be updated to reflect the new products and activities, but NSOs cannot change the database so frequently.
- Statistical Unit - fragmentation of enterprise into business function units- core production unit and support service unit (design and engineering, financial, warehouse, transportation and other
- Definition of activity - Outsourcing (domestic and global) gradually leading to increase of factory-less production.



Coordination mechanism

Permanent institutions

Statistical commission; international agencies, custodian agencies
UNS and CCSA

Working groups

- Expert-groups (EGM for IRIS-2008, UB City Group)
- Currently active – United Nations Committee of Experts on Business and Trade Statistics (UNCEBTS)

Task Team on Business Dynamics, Business Demography and Entrepreneurship headed by INEGI, Mexico



Thank you!

For further information contact:

stat@unido.org

<http://stat.unido.org/>