

18<sup>th</sup> Meeting of the Executive Committee of the Statistical  
Conference of the Americas of ECLAC  
Santiago, Chile - 27-28 March 2019



# Statistical Coordination Group for the 2030 Agenda in Latin America and the Caribbean of the Statistical Conference of the Americas of ECLAC

# Inventory of national capacities to produce de SDG indicators that are part of the Global Framework

*“National Statistical Capacities Questionnaire for the Production of the SDG Indicators”*

## 1. April – December 2016

### Requested information

1. Country’s capacity to produce each of the indicators of the global framework.
2. Set of data describing the characteristics of the production processes of each of the indicators.
3. Thematic areas in which countries declare that they can offer or require technical cooperation.

### Countries that completed the questionnaire

**24 countries**

## 2. December 2017 – February 2018

### Requested information

#### Countries which did complete the 2016 questionnaire

1. Country’s capacity to produce the indicators of the global framework by Goal

### Countries that completed the questionnaire

**19 countries**

#### Countries which did NOT complete the 2016 questionnaire

1. Information on all the items included in the 2016 questionnaire

### Countries that completed the questionnaire

**1 country**

## 3. September – December 2018

### Requested information

#### Countries which did complete the 2016 questionnaire

1. Country’s capacity to produce the indicators of the global framework by Goal

### Countries that completed the questionnaire

**15 countries**

#### Countries which did NOT complete the 2016 questionnaire

1. Information on all the items included in the 2016 questionnaire

### Countries that completed the questionnaire

**0 country**

# Inventory of national capacities to produce de SDG indicators that are part of the Global Framework

*“National Statistical Capacities Questionnaire for the Production of the SDG Indicators”*

## 1. April – December 2016

### Requested information

1. Country’s capacity to produce each of the indicators of the global framework.
2. Set of data describing the characteristics of the production processes of each of the indicators.
3. Thematic areas in which countries declare that they can offer or require technical cooperation.

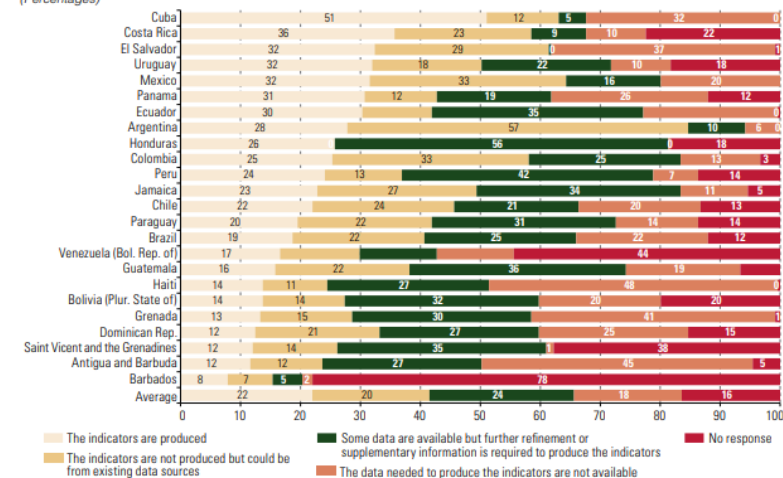
## Countries that completed the questionnaire

24 countries

### Uses:

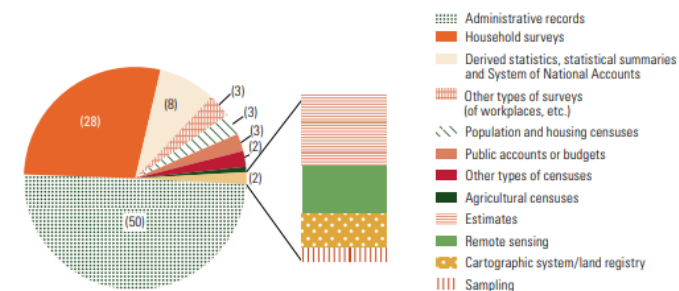
- Initial description of the situation of the countries, identification of the sources of information and the actors involved in its production.
- For several countries, it served as the initial starting point for work on a national scale. It encouraged the involvement and coordination among the members of the NSS.
- It was part of the report to the Forum of the countries of Latin America and the Caribbean on Sustainable Development
- It has served to perform detailed analyzes of some indicators.

**Figure III.4**  
Latin America and the Caribbean: production of Sustainable Development Goal indicators by country, 2016  
(Percentages)



Source: Economic Commission for Latin America and the Caribbean (ECLAC), “National Statistical Capacities Questionnaire for the Production of the SDG Indicators”, Statistical Coordination Group for the 2030 Agenda in Latin America and the Caribbean, 2016.

**Figure III.8**  
Latin America and the Caribbean: main information sources for the production of the Sustainable Development Goal indicators, 2016  
(Percentages)



# Inventory of national capacities to produce de SDG indicators that are part of the Global Framework

*“National Statistical Capacities Questionnaire for the Production of the SDG Indicators”*

## 1. April – December 2016

### Requested information

1. Country’s capacity to produce each of the indicators of the global framework.
2. Set of data describing the characteristics of the production processes of each of the indicators.
3. Thematic areas in which countries declare that they can offer or require technical cooperation.

### Countries that completed the questionnaire

24 countries

## 2. December 2017 – February 2018

### Requested information

#### Countries which did complete the 2016 questionnaire

1. Country’s capacity to produce the indicators of the global framework by Goal

### Countries that completed the questionnaire

19 countries

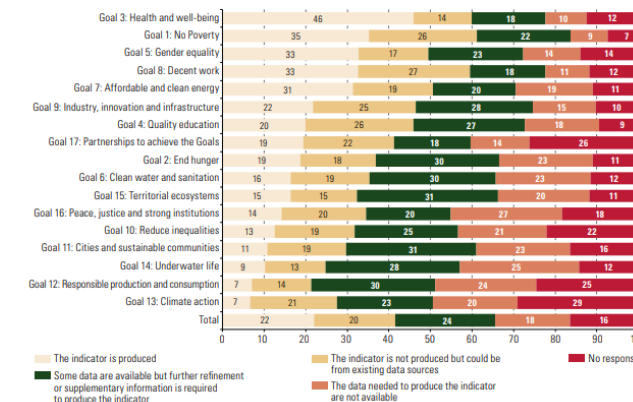
#### Countries which did NOT complete the 2016 questionnaire

1. Information on all the items included in the 2016 questionnaire

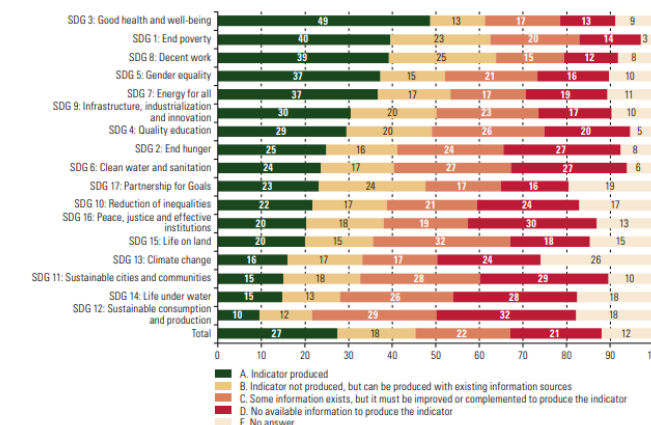
### Countries that completed the questionnaire

1 country

**Figure III.3**  
Latin America and the Caribbean: Sustainable Development Goal indicators by level of production, 2016  
(Percentages)

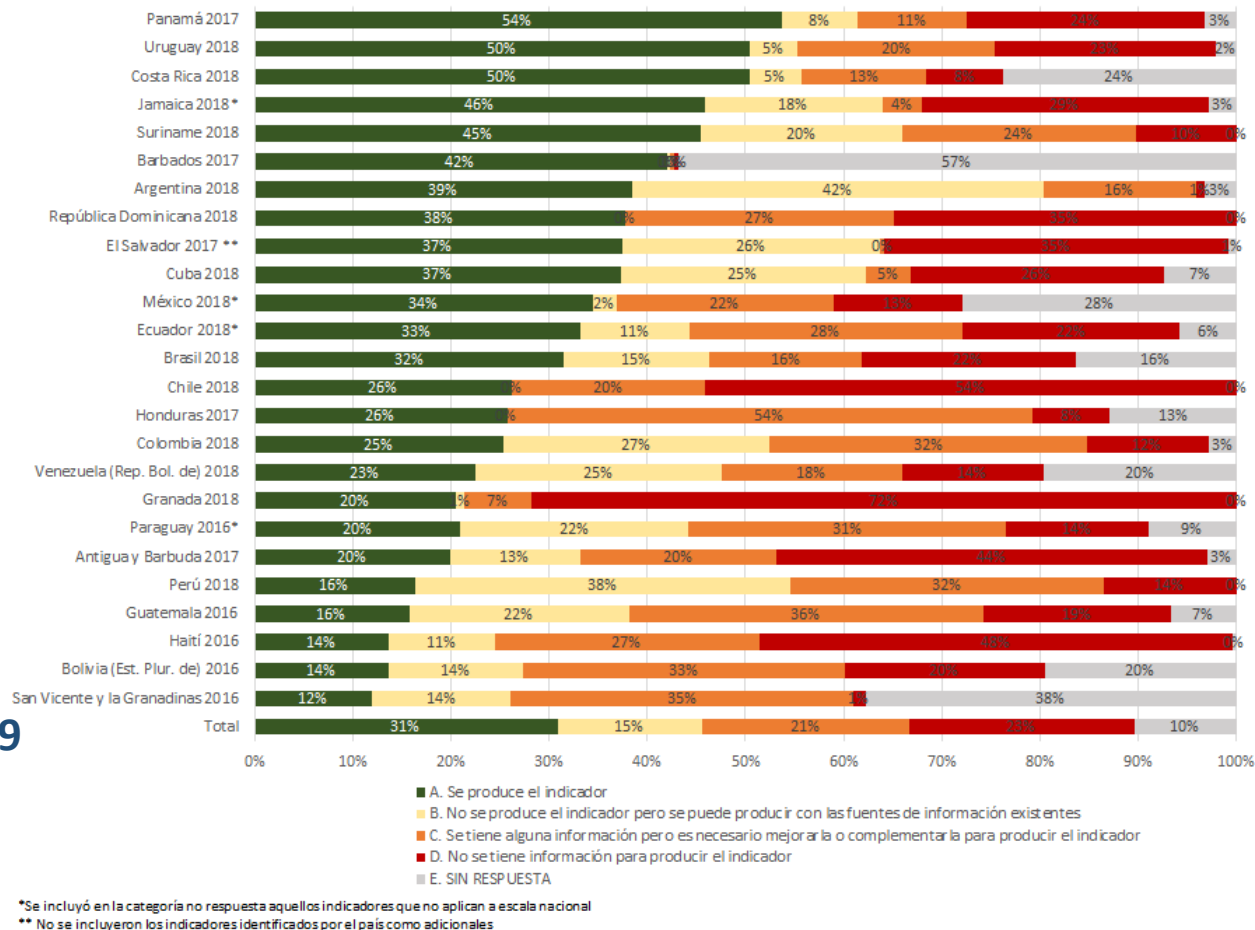


**Figure V.3**  
Latin America and the Caribbean: Sustainable Development Goal indicators by level of production, by Goal, 2017  
(Percentages)



# Inventory of national capacities to produce de SDG indicators that are part of the Global Framework

“National Statistical Capacities Questionnaire for the Production of the SDG Indicators”



## Situation as of 2019

- 5 countries with info. 2016
- 5 countries with info. 2017
- 15 countries with info. 2018
- 8 countries ND

## 3. September – December 2018 Requested information

Countries which did complete the 2016 questionnaire

- Country's capacity to produce the indicators of the global framework by Goal

Countries that completed the questionnaire

15 countries

Countries which did NOT complete the 2016 questionnaire

- Information on all the items included in the 2016 questionnaire

Countries that completed the questionnaire

0 country

# Approaches to define future activities

*“National Statistical Capacities Questionnaire for the Production of the SDG Indicators”*

## Possible next steps

- Update the detailed assessment by indicator, once the comprehensive review of 2020 has been undertaken and approved by the IAEG;
- Consideration of national developments and specificities for measuring the goals of the Global Agenda

Several countries of the region have developed national monitoring frameworks which not necessarily include all the indicators that are part of the global SDG framework. This point has been made explicit in their answers from 2017 and 2008, and has been described in the Annual report on regional progress and challenges in relation to the 2030 Agenda for Sustainable Development in Latin America and the Caribbean.

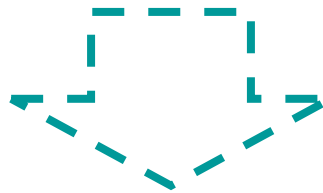
Many countries are using/ developing their own methodologies to produce the SDG indicators, which better suite national realities and according t their data availability.

# Prioritization of indicators for regional statistical follow-up to the SDG in Latin America and the Caribbean

## Set of prioritized indicators

October 2018– March 2019

(according to the agreements of the Seventeenth meeting of the Executive Committee)



In compliance with the regional monitoring commitment, metadata of the 120 global indicators has been compiled with a regional perspective. Data availability for the 33 member countries has been assessed. The metadata of the 30 proxy indicators and the 4 complementary indicators is being developed.

Global SDG indicator that are part of the prioritized set of indicators for the follow-up of the SDG in Latin America and the Caribbean  
 8.7.1 Preparación y número de niños y niñas de entre 5 y 17 años que realizan trabajos infantiles, domésticos por zona y edad  
 8.7.1 Preparación y número de niños de entre 5 y 17 años que realizan trabajos infantiles, domésticos por zona y edad

GLOBAL INDICATOR FRAMEWORK							
Global ID	8	Target	8.7	Indicator	8.7.1	Unit	Percentage
Indicator Name	Preparation and number of children aged 5-17 years engaged in child labour, by sex and age						
Indicator Code	SDG_8_7_1						
Indicator Type	Official						
Indicator Status	Revised						
Indicator Description	Preparation and number of children aged 5-17 years engaged in child labour, by sex and age [1] [2] [3] [4] [5] [6] [7] [8] [9] [10] [11] [12] [13] [14] [15] [16] [17] [18] [19] [20] [21] [22] [23] [24] [25] [26] [27] [28] [29] [30] [31] [32] [33] [34] [35] [36] [37] [38] [39] [40] [41] [42] [43] [44] [45] [46] [47] [48] [49] [50] [51] [52] [53] [54] [55] [56] [57] [58] [59] [60] [61] [62] [63] [64] [65] [66] [67] [68] [69] [70] [71] [72] [73] [74] [75] [76] [77] [78] [79] [80] [81] [82] [83] [84] [85] [86] [87] [88] [89] [90] [91] [92] [93] [94] [95] [96] [97] [98] [99] [100] [101] [102] [103] [104] [105] [106] [107] [108] [109] [110] [111] [112] [113] [114] [115] [116] [117] [118] [119] [120]						
Indicator Source	ILO, UNICEF						
Indicator Frequency	Annual						
Indicator Coverage	Global						
CONTAINS IN OTHER MONITORING FRAMEWORK							
Monitoring Framework	Key SDG	Headline	Regional	UN	UNICEF	UNESCO	PRIO
Target of the Framework/Indicator	8	D2	8	8	Child-related SDG indicators	8	8
OFFICIAL STATISTICS SERIES							
Description	The number of children engaged in child labour corresponds to the number of children reported to be in child labour during the reference period (usually the work prior to the census). The proportion of children in child labour is calculated as the number of children in child labour divided by the total number of children in the population. For the purpose of this indicator, children include all persons aged 5-17. This indicator is disaggregated by sex and age groups (age 5-14 and 15-17).						
URLs/References	<a href="http://inec.org/indicadores/indicadores-8-7-1">http://inec.org/indicadores/indicadores-8-7-1</a>						
Methodology and Data Source	For those countries in the world which report child labour, using their individual labour household surveys. According to the ILO global estimates, about 163 million children worldwide are child labourers, accounting for about 11 percent of the child population. There are 100 million children in child labour worldwide. The proportion of children in child labour is the ratio of the 2015 target date, and the corresponding year for child labour statistics in each and every country in this regard. Reliable, comparable and timely data on the nature and extent of child labour provide a basis for determining priorities for national child labour action plans. Statistical information on child labour, and more broadly on all working children, also provides a basis for increasing public awareness of the situation of working children and for the development of appropriate regulatory frameworks and policies.						
Reporting Unit	Household surveys such as National Labour Force Surveys, National Million Households Surveys, UNICEF Prepared Multiple Indicator Cluster Surveys (MICS), Demographic and Health Surveys (DHS), ILO-supported Statistical Information and Monitoring Programme on Child Labour (IMPLIC), and the ILO and UNICEF-supported Survey of Employment (SEMP) are among the most important instruments for generating information on child labour in developing countries. Estimates of child labour incidence generated by these survey instruments are increasingly relied on by countries to monitor progress towards national and global child labour elimination targets. Many countries also produce national labour statistics and reports that often include data on child labour and/or employment.						
Data Sources	National Statistical Offices (for the most part) and their ministries or other governmental agencies and international agencies that have conducted labour force surveys or other household surveys through which data on child labour were						
DISCREET CATEGORIES							
Discretionary	Sex	Age	Country	Income	Migration	Rural/Urban	Other
Discretionary	*	*					
Discretionary	*	*					
Discretionary	*	*					
INDICATOR DATA AVAILABILITY							
Description	8.7.1 Preparation and number of children aged 5-17 years engaged in child labour, by sex and age						
Source	Preparation and number of children engaged in economic activities and household chores, by sex and age [1] [2] [3] [4] [5] [6] [7] [8] [9] [10] [11] [12] [13] [14] [15] [16] [17] [18] [19] [20] [21] [22] [23] [24] [25] [26] [27] [28] [29] [30] [31] [32] [33] [34] [35] [36] [37] [38] [39] [40] [41] [42] [43] [44] [45] [46] [47] [48] [49] [50] [51] [52] [53] [54] [55] [56] [57] [58] [59] [60] [61] [62] [63] [64] [65] [66] [67] [68] [69] [70] [71] [72] [73] [74] [75] [76] [77] [78] [79] [80] [81] [82] [83] [84] [85] [86] [87] [88] [89] [90] [91] [92] [93] [94] [95] [96] [97] [98] [99] [100] [101] [102] [103] [104] [105] [106] [107] [108] [109] [110] [111] [112] [113] [114] [115] [116] [117] [118] [119] [120]						
URLs	<a href="http://inec.org/indicadores/indicadores-8-7-1">http://inec.org/indicadores/indicadores-8-7-1</a>						
Last available year with full coverage	2016						
Number of SDC countries with coverage	32						
Map coverage among countries							
INDICATOR DATA AVAILABILITY							
Description	8.7.1 Preparation and number of children aged 5-17 years engaged in child labour, by sex and age						
Source	Preparation and number of children engaged in economic activities, by sex and age [1] [2] [3] [4] [5] [6] [7] [8] [9] [10] [11] [12] [13] [14] [15] [16] [17] [18] [19] [20] [21] [22] [23] [24] [25] [26] [27] [28] [29] [30] [31] [32] [33] [34] [35] [36] [37] [38] [39] [40] [41] [42] [43] [44] [45] [46] [47] [48] [49] [50] [51] [52] [53] [54] [55] [56] [57] [58] [59] [60] [61] [62] [63] [64] [65] [66] [67] [68] [69] [70] [71] [72] [73] [74] [75] [76] [77] [78] [79] [80] [81] [82] [83] [84] [85] [86] [87] [88] [89] [90] [91] [92] [93] [94] [95] [96] [97] [98] [99] [100] [101] [102] [103] [104] [105] [106] [107] [108] [109] [110] [111] [112] [113] [114] [115] [116] [117] [118] [119] [120]						
URLs	<a href="http://inec.org/indicadores/indicadores-8-7-1">http://inec.org/indicadores/indicadores-8-7-1</a>						
Last available year with full coverage	2016						
Number of SDC countries with coverage	32						
Map coverage among countries							





Global SDG indicators that are part of the prioritized set of indicators for the follow-up of the SDG in Latin America and the Caribbean

8.7.1 Proportion and number of children aged 5-17 years engaged in child labour, by sex and age

8.7.1 Proporción y número de niños de entre 5 y 17 años que realizan trabajo infantil, desglosados por sexo y edad

### General information of the indicator and its belonging to other monitoring frameworks

GLOBAL INDICATOR FRAMEWORK			
Goal N°	8		
Target N°	8.7	Target year	s/t
Theme (ECLAC)	Child labour		
Indicator N°	8.7.1		
Type of indicator (official, proxy or complementary)	Official	Repeated	No
Indicator name	8.7.1 Proportion and number of children aged 5-17 years engaged in child labour, by sex and age		
Indicator series	Proportion of children engaged in economic activity and household chores, by sex and age (%) SL_TLF_CHLDEC Proportion of children engaged in economic activity, by sex and age (%) SL_TLF_CHLDEA		
Tier	Tier II		
Custodian Agencies	ILO, UNICEF		
Co custodian Agencies	0		
Comments and observations			

CONTAIN IN OTHER MONITORING FRAMEWORK								
Monitoring frameworks and initiatives	Key SDG indicators for the Caribbean	Montevideo Consensus	Regional Conference on Women LAC	ILAC	UNICEF	UNESCO	PAHO	Other
Is part of the framework/initiative	0	B2	0	0	Child related SDG indicators	0	0	





Global SDG indicators that are part of the prioritized set of indicators for the follow-up of the SDG in Latin America and the Caribbean

8.7.1 Proportion and number of children aged 5-17 years engaged in child labour, by sex and age

8.7.1 Proporción y número de niños de entre 5 y 17 años que realizan trabajo infantil, desglosados por sexo y edad

## Official methodology

OFFICIAL SDG METHODOLOGY			
Definition	The number of children engaged in child labour corresponds to the number of children reported to be in child labour during the reference period (usually the week prior to the survey). The proportion of children in child labour is calculated as the number of children in child labour divided by the total number of children in the population. For the purposes of this indicator, children include all persons aged 5 to 17. This indicator is disaggregated by sex and age group (age bands 5-14 and 15-17)		
Methodology	<a href="https://unstats.un.org/sdgs/metadata/files/Metadata-08-07-01.pdf">https://unstats.un.org/sdgs/metadata/files/Metadata-08-07-01.pdf</a>		
Rationale and interpretation	Far too many children in the world remain trapped in child labour, compromising their individual future. According to the latest ILO global estimates, about 168 million children worldwide are child labourers, accounting for almost 11 percent of the child population. These stark figures underscore the need for accelerated progress against child labour in the lead up to the 2025 target date, and the accompanying need for child labour statistics to monitor and guide efforts in this regard. Reliable, comprehensive and timely data on the nature and extent of child labour provide a basis for determining priorities for national global action against child labour. Statistical information on child labour, and more broadly on all working children, also provide a basis for increasing public awareness of the situation of working children and for the development of appropriate regulatory frameworks and policies.		
Primary data sources	Household surveys such as National Labour Force Surveys, National Multipurpose Household Surveys, UNICEF-supported Multiple Indicator Cluster Surveys (MICS), Demographic and Health Surveys (DHS), ILO-supported Statistical Information and Monitoring Programme on Child Labour (SIMPOC), and World bank Living Standard Measurement surveys (LSMS) are among the most important instruments for generating information on child labour in developing countries. Estimates of child labour incidence generated by these survey instruments are increasingly relied on by countries to monitor progress towards national and global child labour elimination targets. Many countries also produce national labour estimates and reports that often include data on child labour and/or employment among children.		
Data providers	National Statistical Offices (for the most part) and line ministries/other government agencies and International agencies that have conducted labour force surveys or other household surveys through which data on child labour were	Data compilers	UNICEF and ILO



Global SDG indicators that are part of the prioritized set of indicators for the follow-up of the SDG in Latin America and the Caribbean

8.7.1 Proportion and number of children aged 5-17 years engaged in child labour, by sex and age

8.7.1 Proporción y número de niños de entre 5 y 17 años que realizan trabajo infantil, desglosados por sexo y edad

### Disaggregation's

DISAGGREGATIONS								
	Sex	Age	Geographical location	Income	Migratory status	Race/ethnicity	Disability	Other
Desirable (by definition)	x	x						
Minimum disaggregation dimensions (WG IAEG)	x	x						
Disaggregation dimensions required in metadata	x	x						
Available (database)	x	x						



Global SDG indicators that are part of the prioritized set of indicators for the follow-up of the SDG in Latin America and the Caribbean

8.7.1 Proportion and number of children aged 5-17 years engaged in child labour, by sex and age

8.7.1 Proporción y número de niños de entre 5 y 17 años que realizan trabajo infantil, desglosados por sexo y edad

### Availability of data for the countries of the region for each series of the indicator

SDG DATA BASE AVAILABILITY	
Indicator	8.7.1 Proportion and number of children aged 5-17 years engaged in child labour, by sex and age
Serie description	Proportion of children engaged in economic activity and household chores, by sex and age (%) SL_TLF_CHLDEC
LAC countries/Sub-	AR BO BR CH CO CR CU EC SL GT HT HN ME NI PA PR PE DO UR VE AT BH BR BL D GR GU JA KN VC LG SU TT LA C LA
URLs	<a href="https://unstats.un.org/sdgs/indicators/database/">https://unstats.un.org/sdgs/indicators/database/</a>
Last available year with at least one country with data	2016 Last available year with more than 50% of countries with data ---
Number of LAC countries with data	17
Comments and observations	Age range varies among countries
SDG DATA BASE AVAILABILITY	
Indicator	8.7.1 Proportion and number of children aged 5-17 years engaged in child labour, by sex and age
Serie description	Proportion of children engaged in economic activity, by sex and age (%) SL_TLF_CHLDEA
LAC countries/Sub-	AR BO BR CH CO CR CU EC SL GT HT HN ME NI PA PR PE DO UR VE AT BH BR BL D GR GU JA KN VC LG SU TT LA C LA
URLs	<a href="https://unstats.un.org/sdgs/indicators/database/">https://unstats.un.org/sdgs/indicators/database/</a>
Last available year with at least one country with data	Last available year with more than 50% of countries with data
Number of LAC countries with data	22
Comments and observations	Age range varies among countries
Country data availability: Self-assessment of national statistical capacity	
Country number	15

# Prioritization of indicators for regional statistical follow-up to the SDG in Latin America and the Caribbean

## Set of prioritized indicators

### Next steps

(according to the agreements of the Seventeenth meeting of the Executive Committee)



- Work on the methodological aspects and future technical improvements of the indicators
- Evaluate the requirements for technical assistance and horizontal cooperation, with a view to their implementation at the regional and sub regional levels.

✓ Metadata and data availability for the 120 indicators of the global SDG framework

✓ Metadata and data availability for the 30 complementary and the 4 proxy indicators.

Next phase to phase meeting of the SCG

- Methodological review of the 154 indicators of the first prioritized set;
- Definition of a mechanism for the inclusion and exclusion of indicators in the three prioritized sets;
- Desired levels of disaggregation needed to give regional representation to the first set of prioritized indicators.