

Care Economy Satellite Account DANE

October 2020



El futuro
es de todos

Gobierno
de Colombia

Content

1

**Regulatory
framework, scope,
sources, concepts and
methodology**

2

Main results

Regulatory framework

2010

Law 1413 of 2010

Establishes the inclusion of the Economy of care in the National Accounts System "For the purpose of measuring the contribution of women and men to economic and social development of the country, and as a fundamental tool to the definition and implementation of public policies"

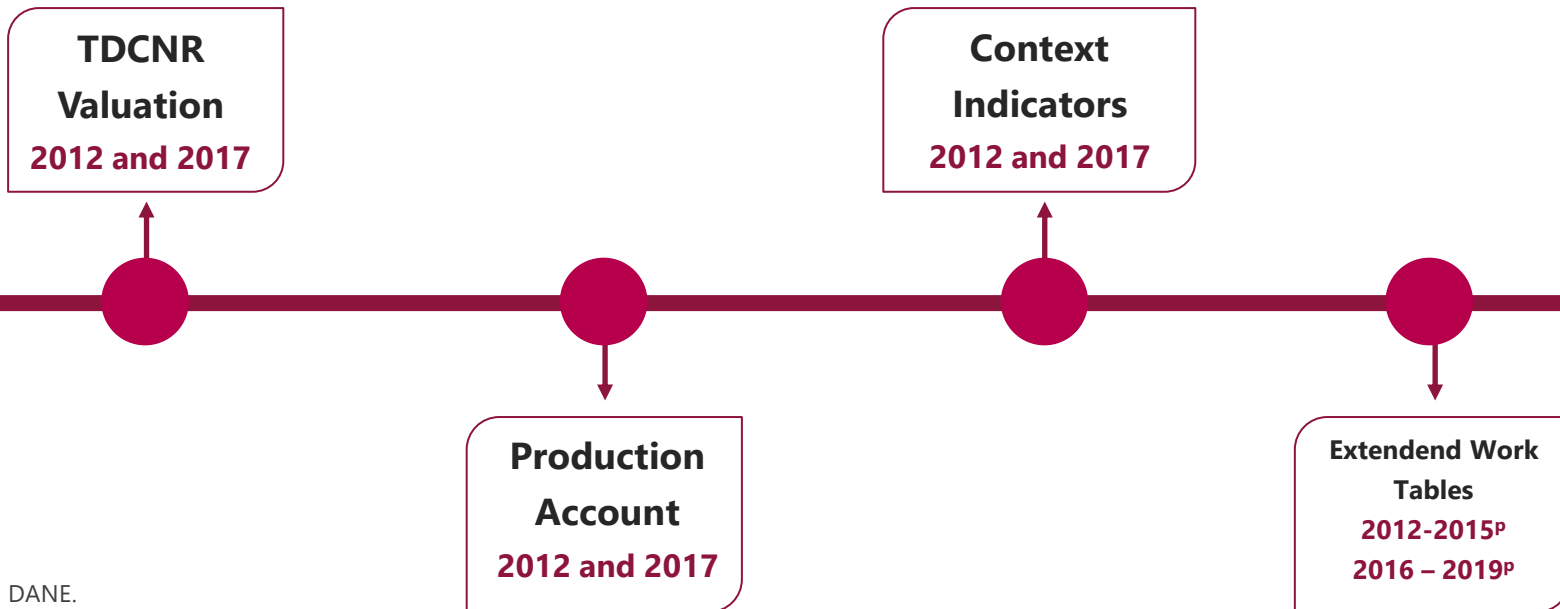
2013

Decree 2490

Creates the Intersectoral Commission for the inclusion of information on unpaid domestic work in the System of National Accounts ordered by Law 1413 of 2010.

Scope of The Care Economy Satellite Account -CSEC

The Care Economy Satellite Account Domestic and unpaid care work - TDCNR





Information sources





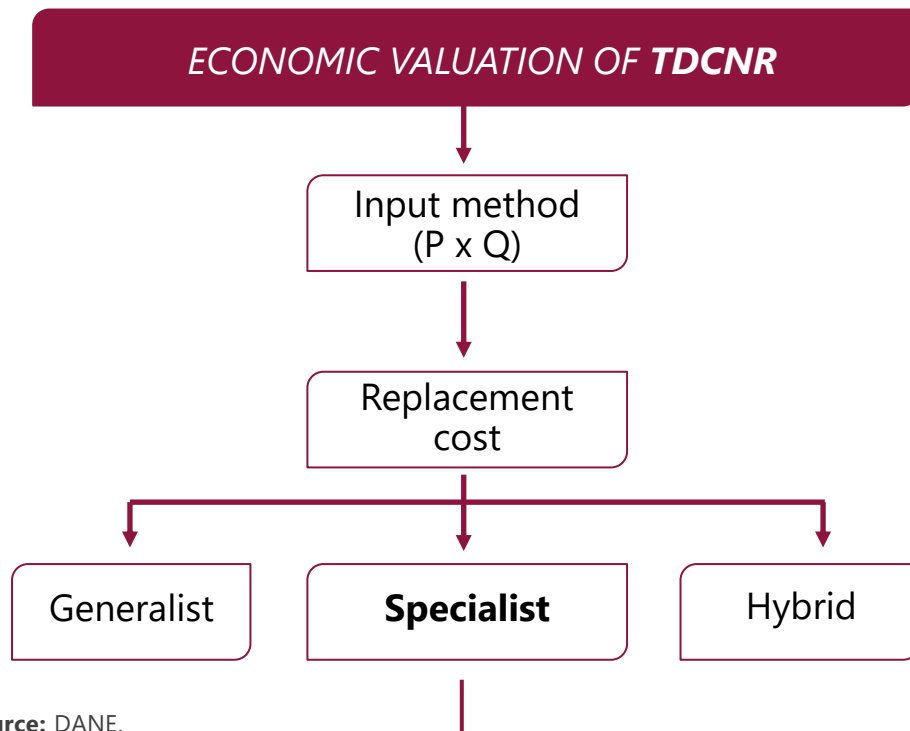
General concepts - CSEC

The Care Economy according to Law 1413 of 2010, refers to the unpaid work done in the household that is related to the maintenance of the household, the care of other people in the household or the community and the maintenance of the strength of remunerated job. This category of work is of fundamental economic importance in a society.

Source: DANE.

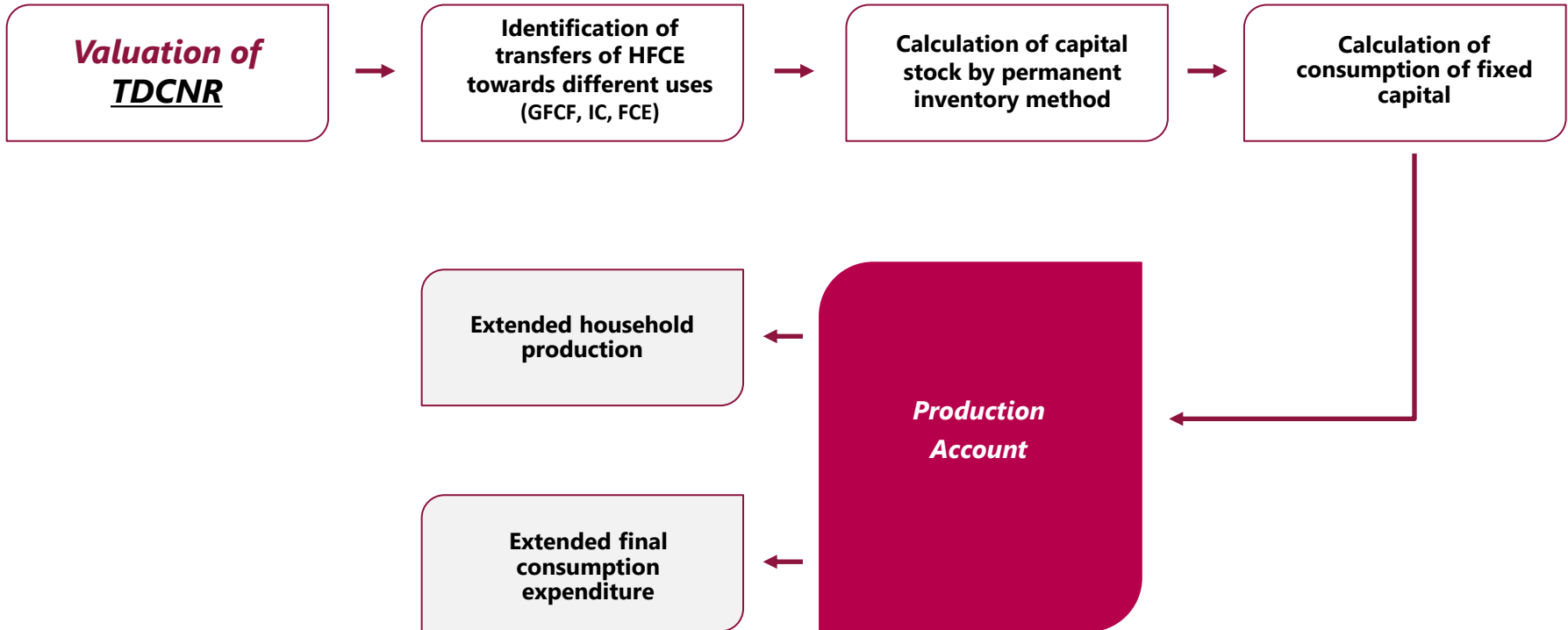
Replacement cost methodology consists of estimating the cost that the household would have to incur to acquire care services, that is, looking for the price that the household would have to pay in the event that services produced by the TDCNR were not provided, which changes depending on the salary chosen to make the valuation.

Economic Valuation Methodology

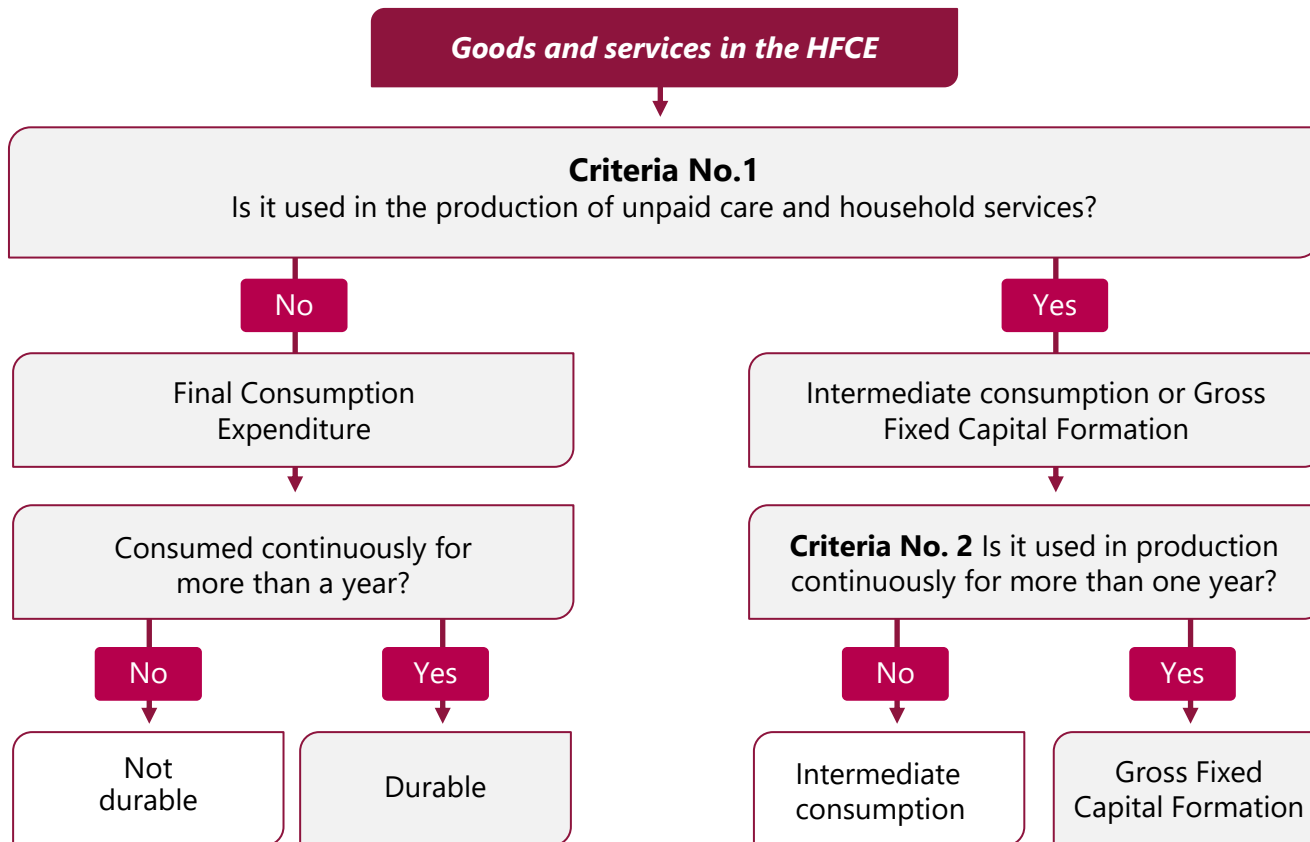


The economic value of the TDCNR in comparison to the Colombian GDP is **20,5% in 2012 and 20,0% in 2017***

Production account



Identification of intermediate consumption and gross fixed capital formation





Production account

- The TDCNR is an output for own final use.
- Although the SNA recommends using basic market prices, since there are no reliable prices, the value of production is considered equal to the sum of its production costs (SNA 2008, 6.125).

Economic value of the TDCNR

- + Consumption of Fixed Capital
 - + Taxes
 - Subsidies
-

= Gross Value Added

- + Intermediate consumption
-

= TDCNR Production

Results Production and generation of income account



El futuro
es de todos

Gobierno
de Colombia

2017^p

Annual hours dedicated to TDCNR according to functionality and Gender

Percentage structure by functionality and participation of women

2017

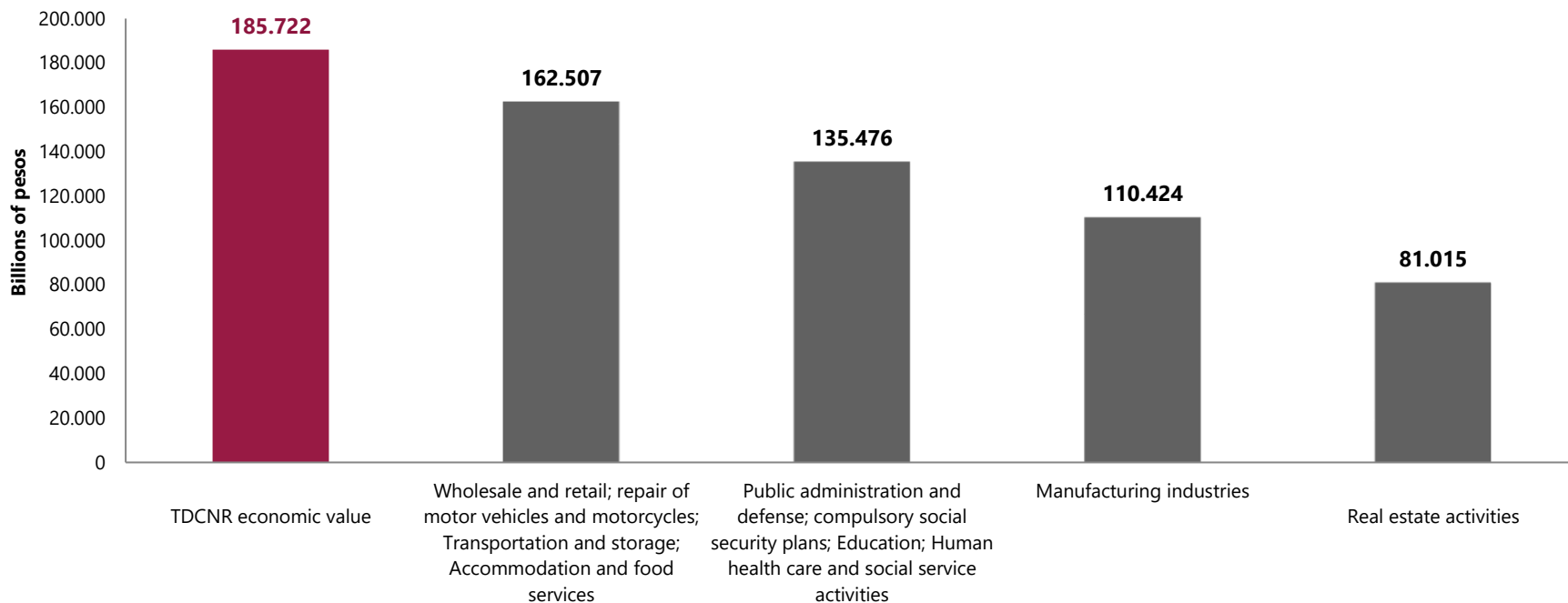
Thousand of hours

Functionality	Men	Women	Total	Percentage structure (%)	Participation of women (%)
Food management and preparation	1.675.782	11.184.945	12.860.727	35,2	87,0
Maintenance of textiles and footwear	471.940	3.468.810	3.940.750	10,8	88,0
Cleaning and maintenance in the household	2.355.115	6.683.931	9.039.046	24,8	73,9
Shoppings and household management	1.724.584	2.005.840	3.730.424	10,2	53,8
Care and support for household members	1.479.043	4.741.177	6.220.220	17,0	76,2
Volunteer working	190.387	527.274	717.661	2,0	73,5
Total TDCNR	7.896.851	28.611.976	36.508.827	100,0	78,4

Source: DANE.

Economic Valuation TDCNR 2017

Economic value of the TDCNR compared to the added value of the most representative groups of activities of the Colombian economy (current prices)



Results Production and generation of income account



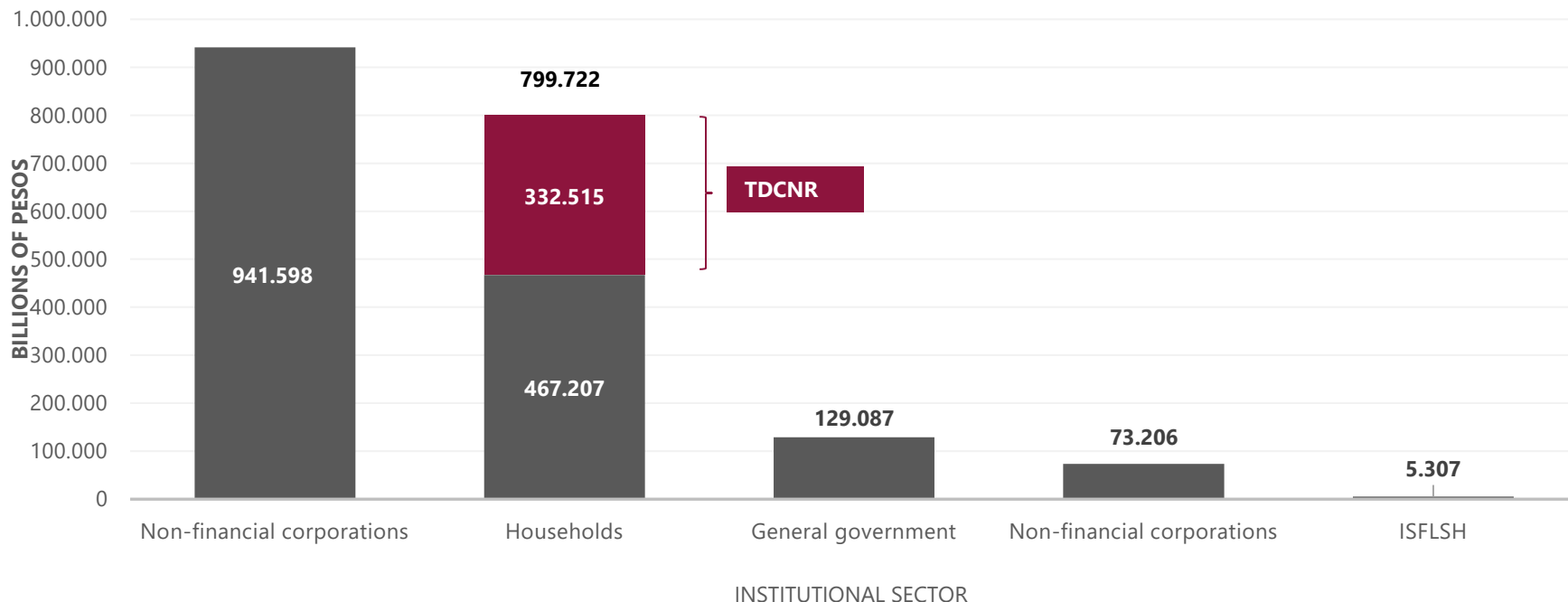
El futuro
es de todos

Gobierno
de Colombia

2017^p

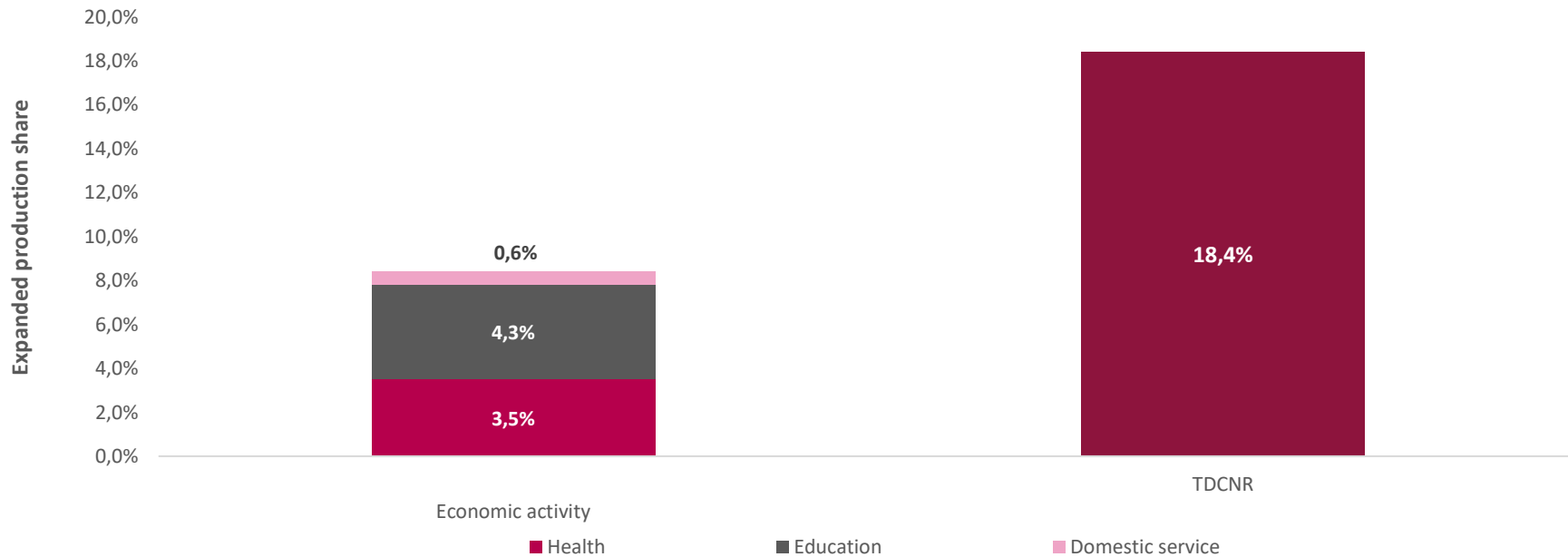
Production Value TDCNR 2017

Value of the production of domestic and unpaid care work (TDCNR) compared to the value of the production of the other institutional sectors of the Colombian economy (current prices)



Gross value added TDCNR 2017

Percentage share of the added value of domestic and unpaid care work (TDCNR)/the extended added value of the Colombian economy



Results Context indicators



El futuro
es de todos

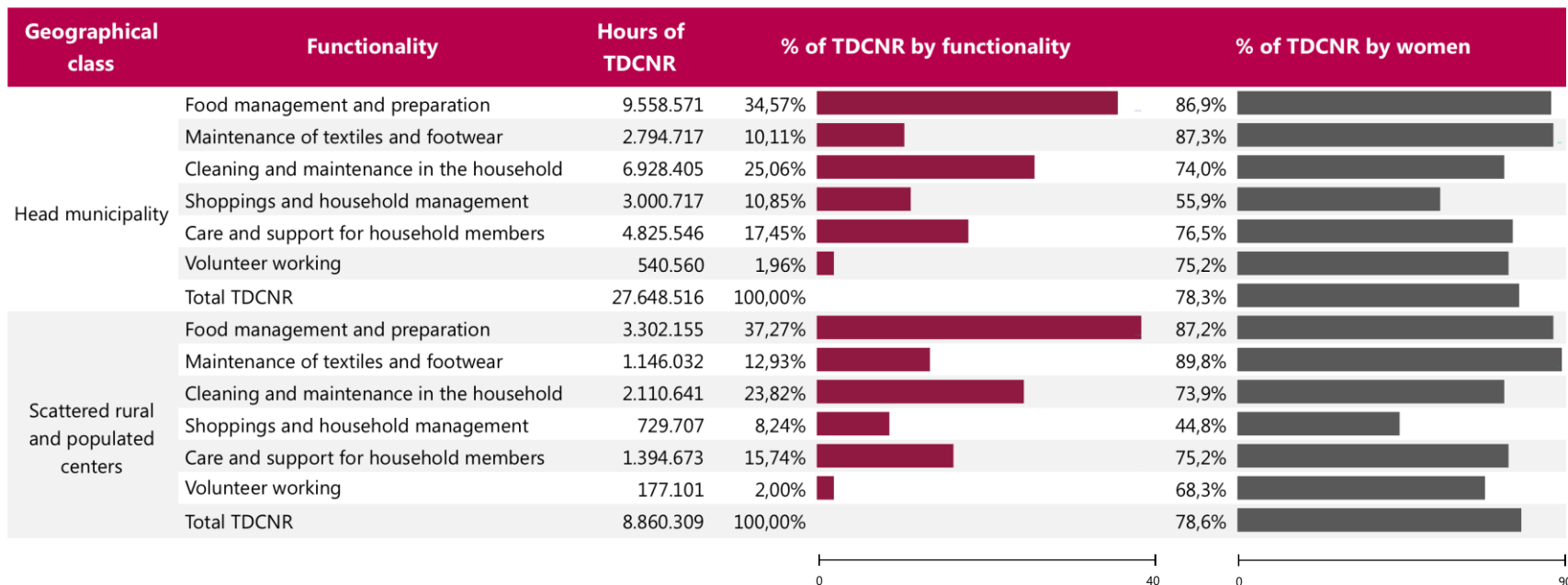
Gobierno
de Colombia

2017

TDCNR hours by functionality according to geographic class

2017

Thousand of hours



It is observed that the supply of food and the maintenance of clothing reach a greater participation in the total hours dedicated to TDCNR by women, in the dispersed rural and populated centers, in comparison with the Municipal centres.

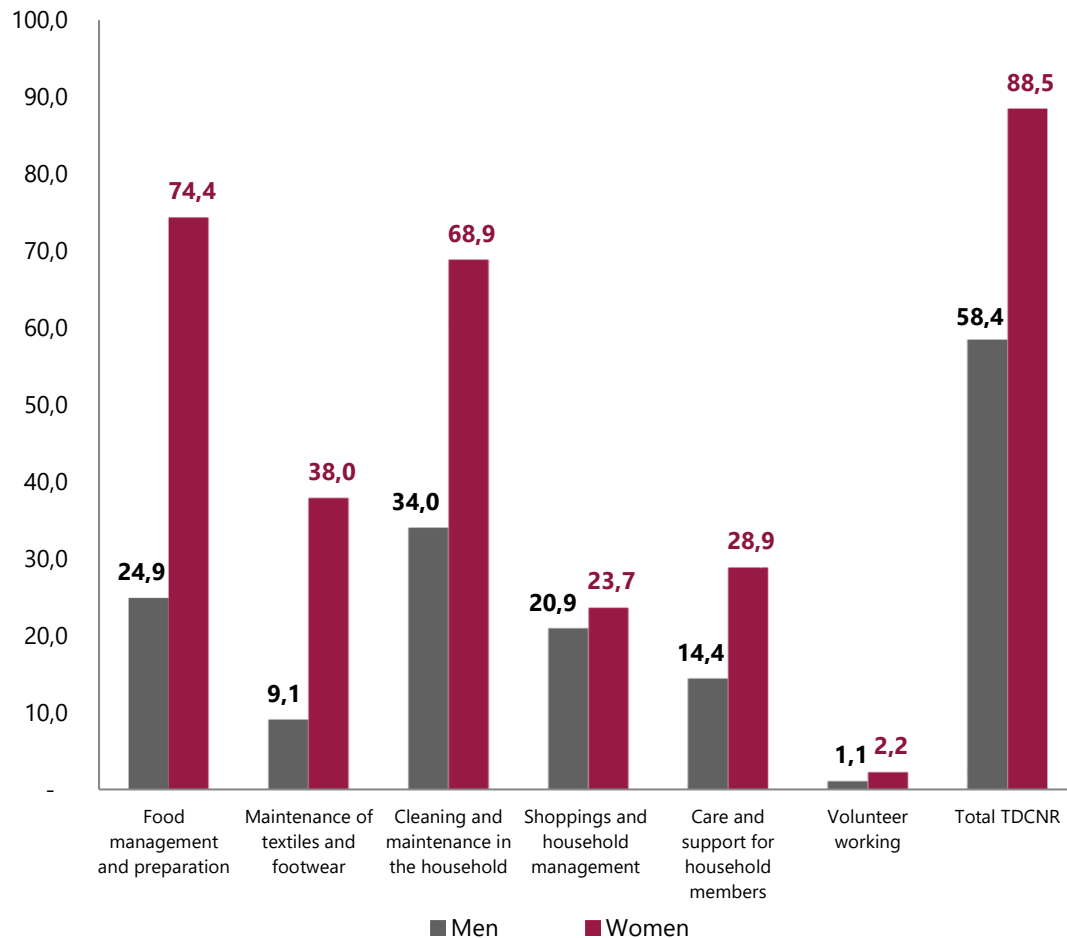
Source: DANE.

Percentage of participation in TDCNR by functionality and gender

National total

In 2017, the total hours dedicated to TDCNR in Colombia by the population aged 10 years and above was 36.508.827 thousand hours, this total of hours was done by 88.5% of women and 58.4% of men

Source: DANE.



Average hours of weekly dedication By educational level

Regarding the educational level, for the functionality of food management and preparation it is found that those who have reached basic elementary school at the most, the average weekly hours of dedication is:

- Women 17,3
- Men 8,6

The highest value by this functionality for both sexes.

Source: DANE.

Education level	Functionality	Men	Women	M/W
Basic elementary	Food management and preparation	8,6	17,3	2,0
	Maintenance of textiles and footwear	5,5	9,5	1,7
	Cleaning and maintenance in the household	7,5	10,0	1,3
	Shoppings and household management	9,4	8,6	0,9
	Care and support for household members	10,8	12,9	1,2
	Volunteer working	20,4	25,3	1,2
Secondary or middle	Food management and preparation	7,1	15,6	2,2
	Maintenance of textiles and footwear	5,5	9,1	1,6
	Cleaning and maintenance in the household	7,4	10,0	1,3
	Shoppings and household management	8,5	8,2	1,0
	Care and support for household members	8,6	13,5	1,6
	Volunteer working	18,8	24,6	1,3
Higher education	Food management and preparation	6,9	12,9	1,9
	Maintenance of textiles and footwear	5,1	7,8	1,5
	Cleaning and maintenance in the household	7,1	9,1	1,3
	Shoppings and household management	8,9	9,3	1,0
	Care and support for household members	9,9	16,8	1,7
	Volunteer working	16,2	20,3	1,2
Still studying or no formal education	Food management and preparation	4,8	9,5	2,0
	Maintenance of textiles and footwear	4,6	7,8	1,7
	Cleaning and maintenance in the household	5,9	7,4	1,3
	Shoppings and household management	6,1	6,0	1,0
	Care and support for household members	12,2	17,3	1,4
	Volunteer working	11,9	15,6	1,3



Average hours of weekly dedication By age groups

The functionality of food management and preparation shows a growing trend with age, where in the case of women between 10 to 18 years old is 6,7 hours, and in the group between 49 and 60 years old it reaches to 16,9 hours.

In the case of men, it rises from 3,7 hours in the group aged 10 to 18 years to 8,9 hours for those aged 60 or over.

Source: DANE.

Age range	Functionality	Men	Women	M/W
10 to 18 years	Food management and preparation	3,7	6,7	1,8
	Maintenance of textiles and footwear	4,0	6,5	1,6
	Cleaning and maintenance in the household	5,4	6,8	1,3
	Shoppings and household management	5,1	5,2	1,0
	Care and support for household members	10,8	13,9	1,3
	Volunteer working	11,8	16,7	1,4
19 to 28 years	Food management and preparation	5,8	13,2	2,3
	Maintenance of textiles and footwear	5,3	8,5	1,6
	Cleaning and maintenance in the household	6,6	8,7	1,3
	Shoppings and household management	7,4	7,5	1,0
	Care and support for household members	10,1	18,4	1,8
	Volunteer working	16,6	19,0	1,1
29 to 38 years	Food management and preparation	7,0	15,4	2,2
	Maintenance of textiles and footwear	5,3	9,3	1,8
	Cleaning and maintenance in the household	6,8	9,6	1,4
	Shoppings and household management	8,3	7,7	0,9
	Care and support for household members	10,6	16,6	1,6
	Volunteer working	15,2	18,5	1,2
39 to 48 years	Food management and preparation	7,7	16,1	2,1
	Maintenance of textiles and footwear	5,6	9,6	1,7
	Cleaning and maintenance in the household	7,5	10,0	1,3
	Shoppings and household management	9,0	8,8	1,0
	Care and support for household members	10,3	12,9	1,3
	Volunteer working	18,6	22,6	1,2
49 to 60 years	Food management and preparation	8,4	16,8	2,0
	Maintenance of textiles and footwear	5,7	9,1	1,6
	Cleaning and maintenance in the household	7,6	10,6	1,4
	Shoppings and household management	9,4	9,3	1,0
	Care and support for household members	8,8	11,4	1,3
	Volunteer working	21,0	26,9	1,3
More than 60 years	Food management and preparation	8,9	15,9	1,8
	Maintenance of textiles and footwear	5,4	8,2	1,5
	Cleaning and maintenance in the household	8,7	10,0	1,2
	Shoppings and household management	10,3	9,3	0,9
	Care and support for household members	9,5	10,0	1,1
	Volunteer working	21,0	27,0	1,3

Extended Work Tables

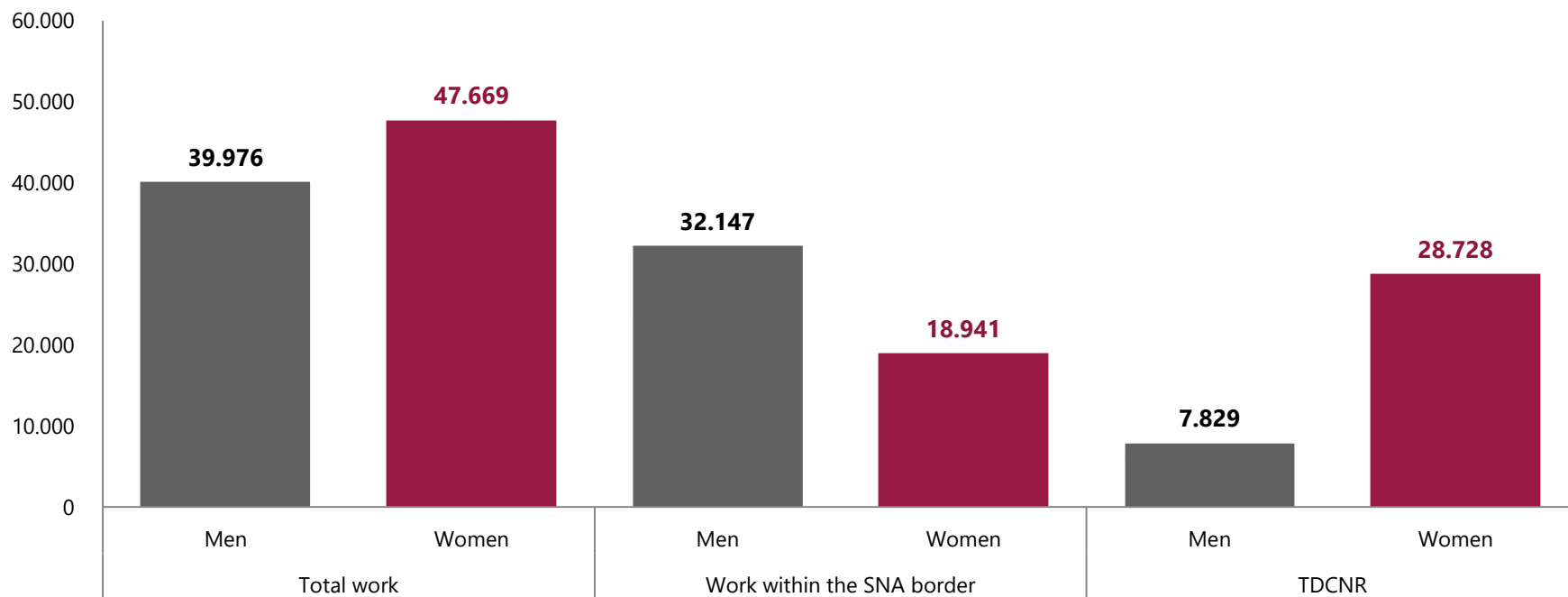
2016-2019^p



El futuro
es de todos

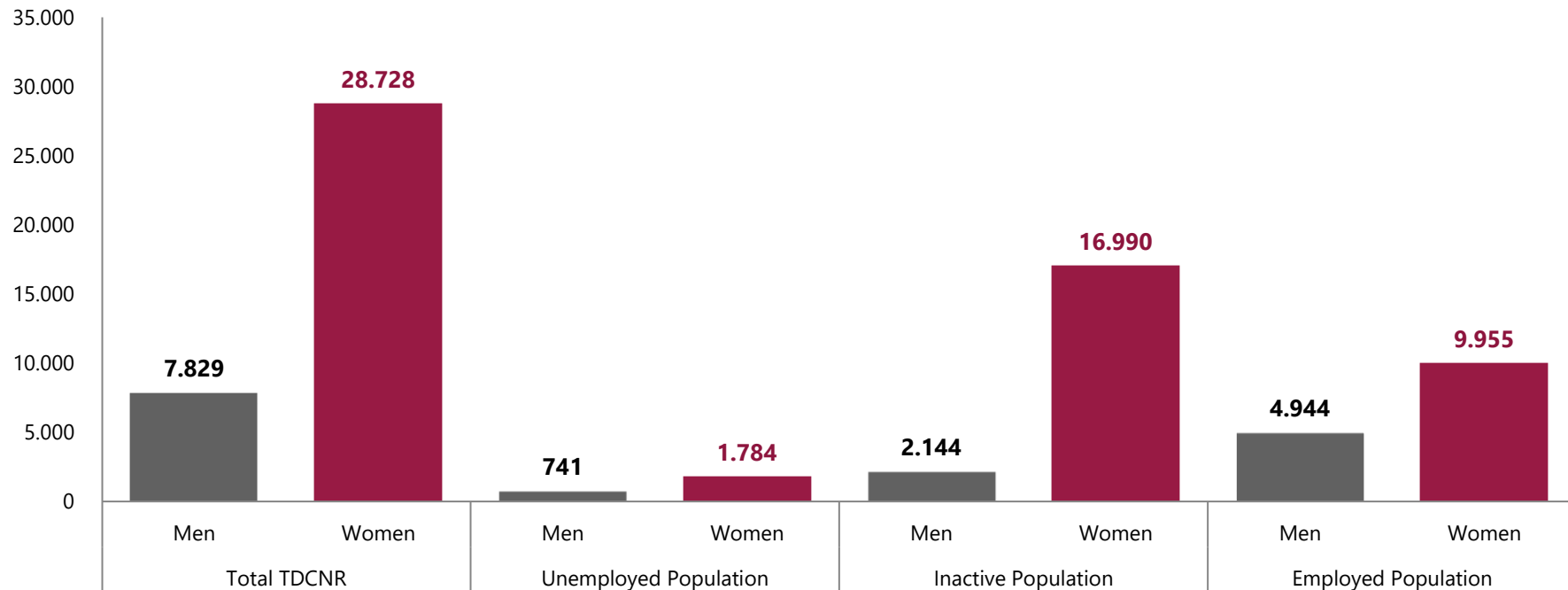
Gobierno
de Colombia

Annual hours worked by the PET* in job SNA, TDCNR and total Million hours - Average 2016-2019p

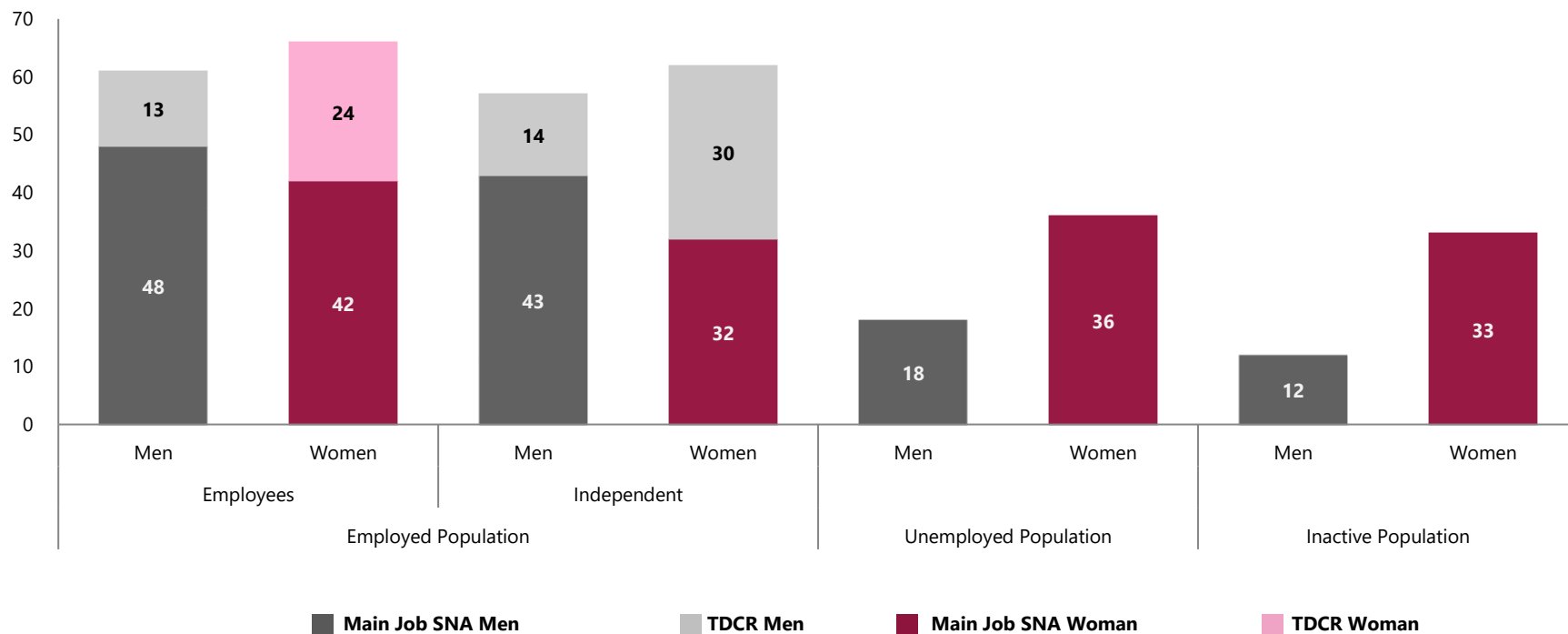


Annual hours worked by the PET in TDCNR (Labor market situation)

Million hours - Average 2016-2019p



Average weekly hours worked by PET total work Average 2016-2019p



Care Economy Satellite Account DANE

October 2020



El futuro
es de todos

Gobierno
de Colombia



@DANEColombia



@DANE_Colombia



/DANEColombia



/DANEColombia

www.dane.gov.co