

Bridging the Gap: Mapping Gender Data Availability in Latin America and the Caribbean



data2x^o



UNITED NATIONS

ECLAC

26 AUGUST 2020

Eric Swanson

Director of Research

Open Data Watch

ericswanson@opendatawatch.com

What is true for all
of these women?



**We lack data about
key aspects of their lives.**

Assessing four types of gender data gaps:



AVAILABILITY



TIMELINESS



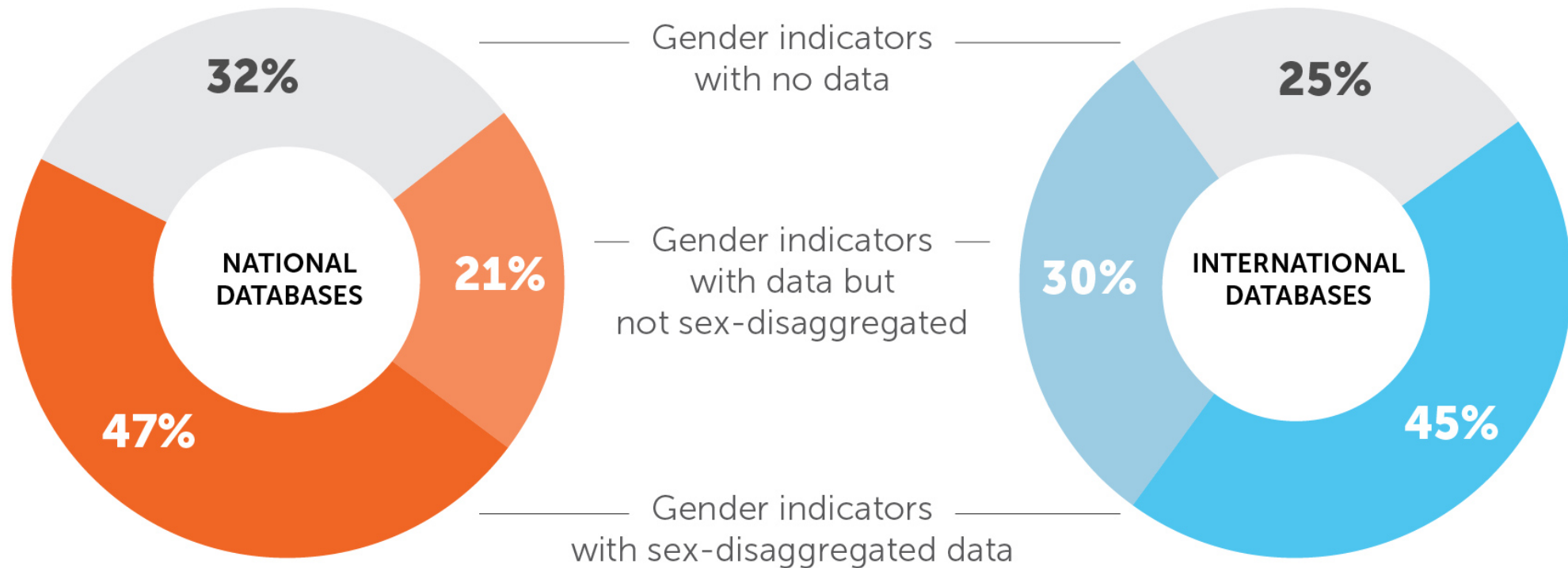
DISAGGREGATION



**ADHERENCE TO
STANDARDS**



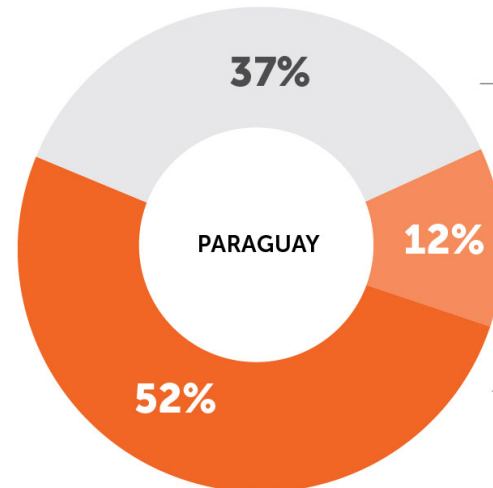
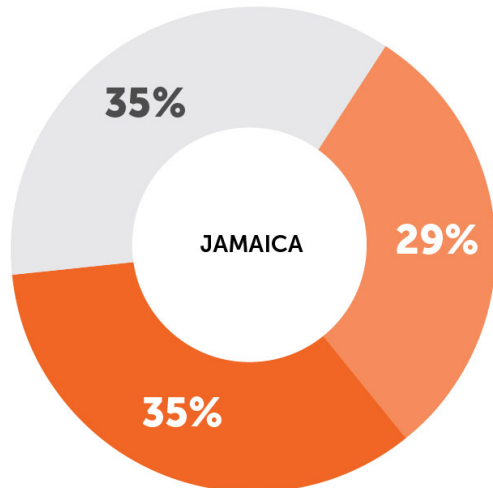
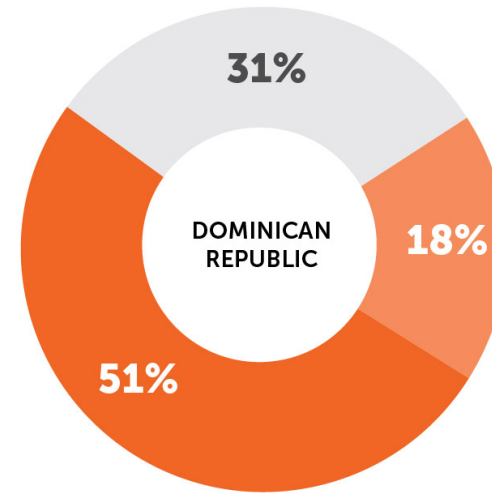
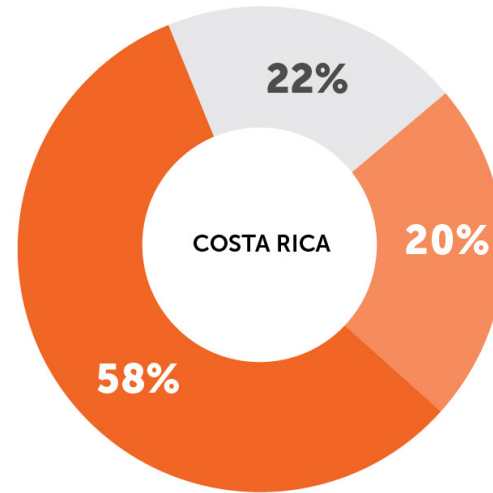
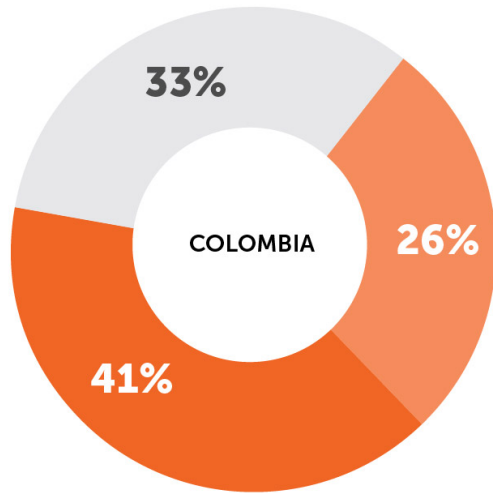
Gender-relevant indicators available for five countries in Latin America and the Caribbean





AVAILABILITY

Share of data gaps in national databases



Gender indicators with no data


Gender indicators with data but not sex-disaggregated

Gender indicators with sex-disaggregated data

The 93 gender indicators were classified into 6 development domains




Health
28 indicators



Education
12 indicators



Human security
15 indicators



Economic opportunities
20 indicators



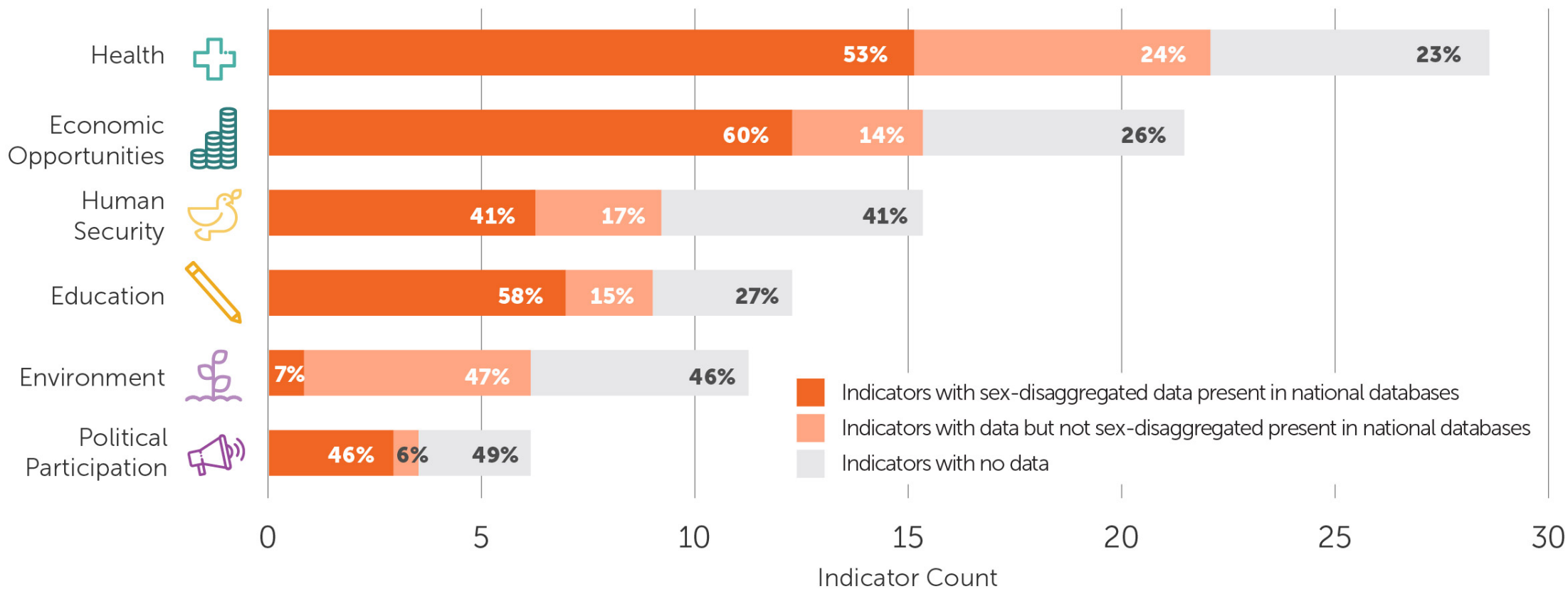
Environment
11 indicators



Political participation
7 indicators



National gaps in 6 development domains

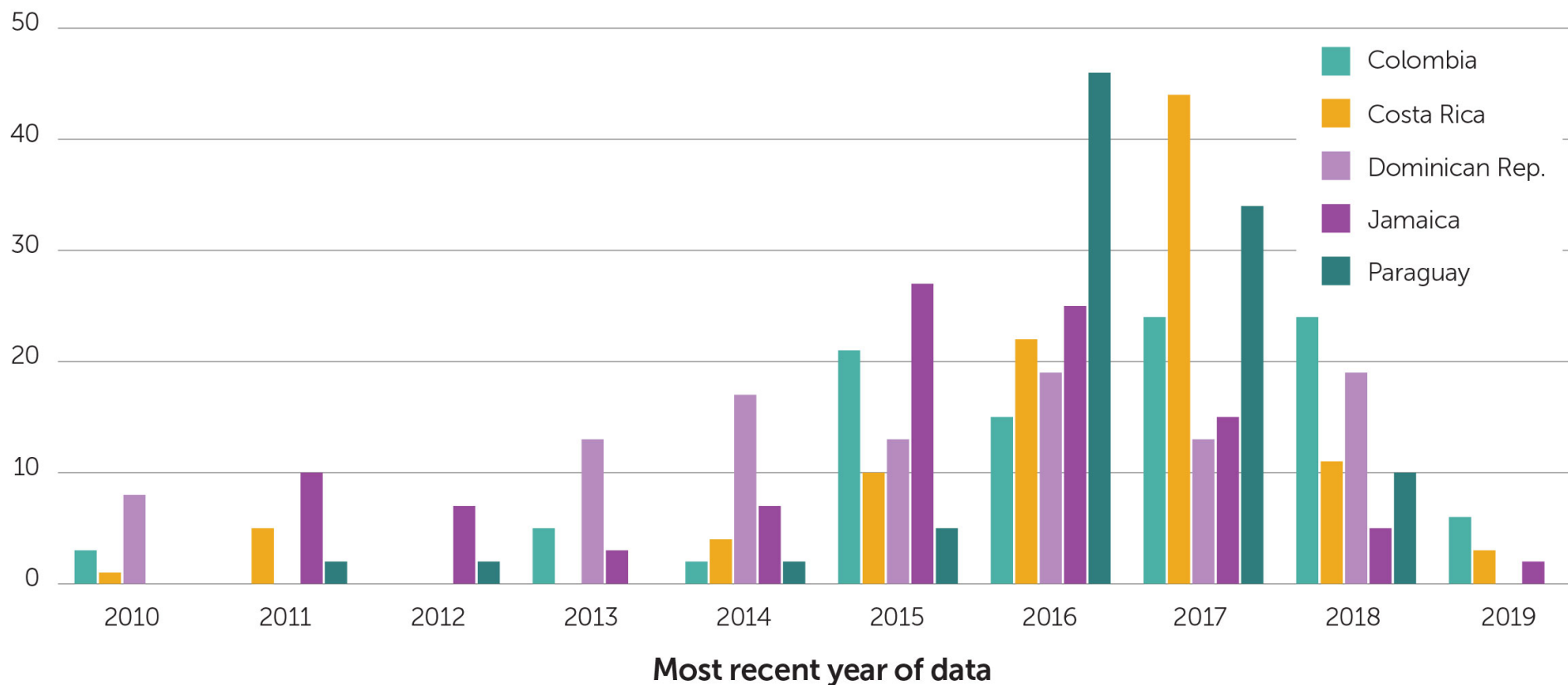




Lack of timely data impedes use and quality

Most countries experience a lag of at least two to three years.

Share of all gender indicators (%)

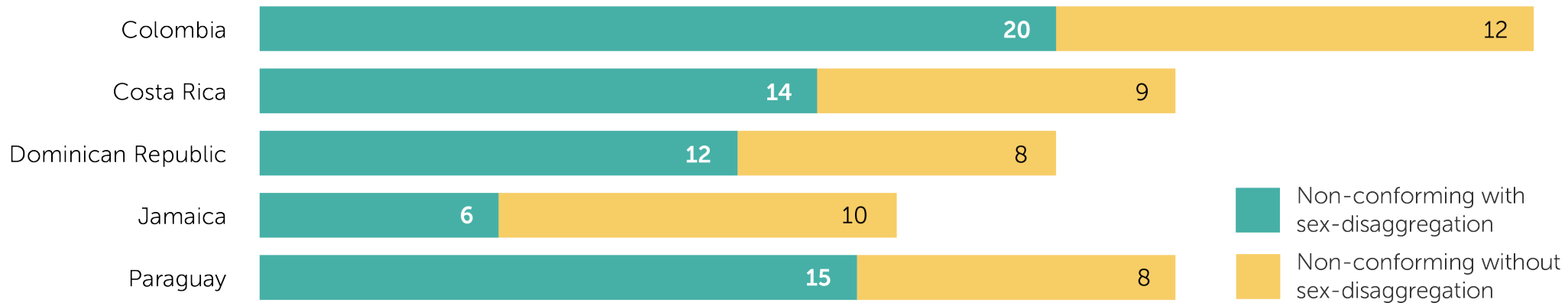




Adherence to Standards

Non-conforming indicators:

- On average: 13.4 non-conforming indicators with sex disaggregation
- On average: 9.4 non-conforming indicators with no sex disaggregation



Snapshot of Gender Policies:

Colombia: The National Development Plan 2018–2022 (Plan Nacional de Desarrollo)

Costa Rica: The National Policy for Effective Equality between Women and Men 2018–2030 (PIEG: Política Nacional para la igualdad efectiva entre mujeres y hombres)

The Dominican Republic: National Plan on Gender Equality and Equity 2020–2030 (Plan Nacional de Igualdad y Equidad de Género)

Jamaica: 2011–2015 National Policy for Gender Equality and *Vision 2030*
Jamaica: National Development Plan

Paraguay: IV National Equality Plan 2018–2024 (IV Plan Nacional de Igualdad 2018–2024)


What have we learned:

- Gaps in indicators are caused by gaps in their underlying sources: surveys and administrative data from which the indicators are built.
- Over half the gender indicators included in the SDGs are missing or lack sex disaggregation.
- Data are most complete for the health indicators, although a slightly higher proportion of economic and education indicators are available with sex disaggregation.
- Even where gender indicators are available, many are four or more years out of date.
- The gender policies and plans examined during the study point out the need for more and better gender data, but few contain substantive plans with time-bound targets for addressing data gaps.

Key Deliverables from Bridging the Gap

Major outputs from Bridging the Gap LAC

- Technical Report
 - bit.ly/BridgingtheGapLAC
- Methodology Report
 - <http://bit.ly/BridgingtheGapMethodology>
- Country Profiles
 - bit.ly/BridgingtheGapCountryProfiles
- Indicator Summary Sheets:
 - TBD



data2x



#BridgingtheGap
bit.ly/BridgingtheGapLAC