



Implementation of SNA and SEEA at global level and current activities

United Nations Statistics Division

Inter-regional workshop on

Strengthening statistical capacities for building macroeconomic and sustainable development indicators in Latin America, the Caribbean and Asia-Pacific countries

10-12 July 2017

Santiago, Chile



- How do we assess the implementation status
- What is the status
- Global targets
- Global strategy of implementation
- Current activities and projects

SNA

SEEA



The implementation of the 2008 SNA is assessed in terms of:

Scope

Detail

Quality

Compliance



- For monitoring the implementation of the 1993 SNA the ISWGNA developed a set of six milestones to assess the **scope** of accounts that are compiled by countries.
- These milestones were later supplemented by three data sets describing (a) minimum set of accounts that need to be compiled; (b) a recommended set of accounts; and (c) a desired set of accounts.
- The **quality** of the national accounts dimension was assessed using the IMF quality assessment framework
- To assess the **compliance** with major 2008 SNA concepts the ISWGNA developed a set of questions.



- Almost all countries are reporting annual national accounts to UNSD, many countries with a time lag of more than one year.
- Most countries currently compliant with the 1993 SNA and ISIC Rev. 3.1, with some countries using the 1968 SNA .
- Many countries are not able to submit the minimum requirement data set (as defined by the UNSC) to the UNSD.



Number of countries reporting annually and data availability

United Nations Statistics Division

	Total number of countries	Number of countries that replied to the UN-NAQ			
		At least once between 2011-2015	NAQ 2014	NAQ 2015	2015 data available
UN Member States	193	184 (95%)	166	166	115 (60%)
Developed region	56	54 (96%)	53	52	43 (77%)
Developing region	137	130 (95%)	113	114	72 (53%)



Number of countries compliant with the 1968, 1993 and 2008 SNA

United Nations Statistics Division

	Total number of countries	1968 SNA compliant	1993 SNA compliant	2008 SNA compliant
UN Member States	193	18	103	72
Developed region	56	0	16	40
Developing region	137	18	87	32

- Some Member States have opted to introduce certain aspects of 2008 SNA in a gradual implementation of the 2008 SNA



Milestone 1. GDP by Industry and Expenditure in current and volumes

Growth analysis

Milestone 2. GNI of Total Economy and Balance of Payments (current, capital and financial accounts) and GFS transaction accounts

Relations with the rest of the world (BoP) analysis

Milestone 3. For all institutional sectors: Production acc. For GG: Generation of income; allocation of primary income; secondary distribution of income, use of disposable income; capital and financial accounts

Productivity analysis and fiscal analysis

Milestone 4. For all institutional sectors: generation of income, allocation of primary income; secondary distribution of income, use of disposable income; capital and financial accounts

Income distribution analysis



Milestone 5. Production, income and use accounts, capital accounts and financial accounts for institutional sectors

Growth analysis, BOP analysis, productivity analysis, fiscal, income distribution analysis and investment-financing analysis

Milestone 6. All transaction and flows accounts plus balance sheets

Financing-debt analysis (Flow of funds) and vulnerability analysis (currency mismatches, maturity mismatches (roll-over of debt), capital structure (equity vs debt), solvency (assets over liabilities)



The detail of National Accounts is measured in term of Minimum Required Data Set (MRDS)

MRDS covers:

Milestone 1. GDP by Industry and Expenditure in current and constant prices

Milestone 2. GNI of Total Economy and Balance of Payments (current, capital and financial accounts) and GFS transaction accounts

Milestone 3. For all institutional sectors: Production acc. For GG: Generation of income; allocation of primary income; secondary distribution of income, use of disposable income; capital and financial accounts

Milestone 4. For all institutional sectors: generation of income, allocation of primary income; secondary distribution of income, use of disposable income; capital and financial accounts

Minimum required macroeconomic data set: annual institutional sector accounts up to net lending and also quarterly GDP and quarterly BoP



National Accounts Questionnaire

United Nations Statistics Division

Tables	MRDS
Table 1.1 – 1.3 - GDP by expenditure at current/constant prices - Relations among product, income, savings and net lending aggregates at current prices	√
Table 2.1 – 2.3 - Value added by industries at current/constant prices - Output, GVA and fixed assets by industries at current prices	√ √
Table 3.1 – 3.2 - GFCE by function at current prices - Individual CE of HH, NPISHs, and GG at current prices	
Table 4.1 – 4.9 - Total Economy (S.1) at current prices - Rest of the world (S.2) at current prices - Non-financial Corporations (S.11) at current prices - ...	√ √
Table 5.1 - Cross classification of Gross value added by industries and institutional sectors at current prices	



Tables of the MRDS

		GDPe C 1.1	GDPe K 1.2	GDPp C 2.1(2.4)	GDPp K 2.2(2.5)	GDPp detail 2.3(2.6)	IEA Total 1.3(4.1)	IEA RoW 4.2
UN Member States	193	179	158	187	179	151	163	112
Developed region	56	54	51	56	54	53	51	45
Developing region	137	125	107	131	125	98	112	67

Scope of National Accounts Statistics

	Total number of countries	MRDS		Milestone Level	
		6 or more tables	7 tables	1 or higher	2
UN Member States	193	137 (71%)	102 (53%)	179 (93%)	160 (83%)
Developed region	56	49 (88%)	44 (79%)	54 (96%)	51 (91%)
Developing region	137	88 (64%)	58 (42%)	125 (91%)	109 (80%)

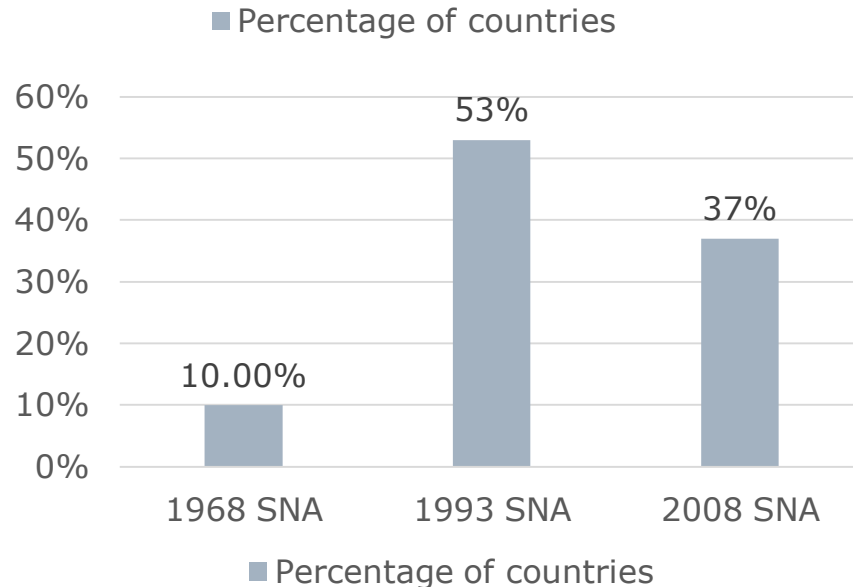
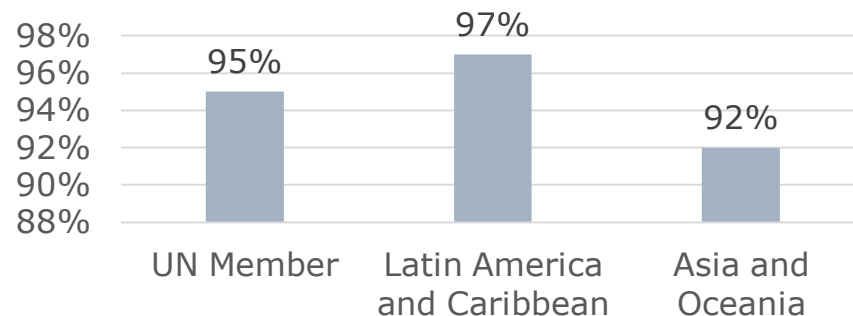


Status of the 2008 SNA Implementation

United Nations Statistics Division

- Bases on the National Accounts Questionnaire (NAQ)
- Almost all Member States report NAQ
- Work still to be done to move to 2008 SNA
- **Priorities going forward**
 - Moving to 2008 SNA
 - Improving the scope, detail and quality of the accounts

Reporting countries in past 5 cycles





Global initiative to assist countries in developing statistical and institutional capacity to:

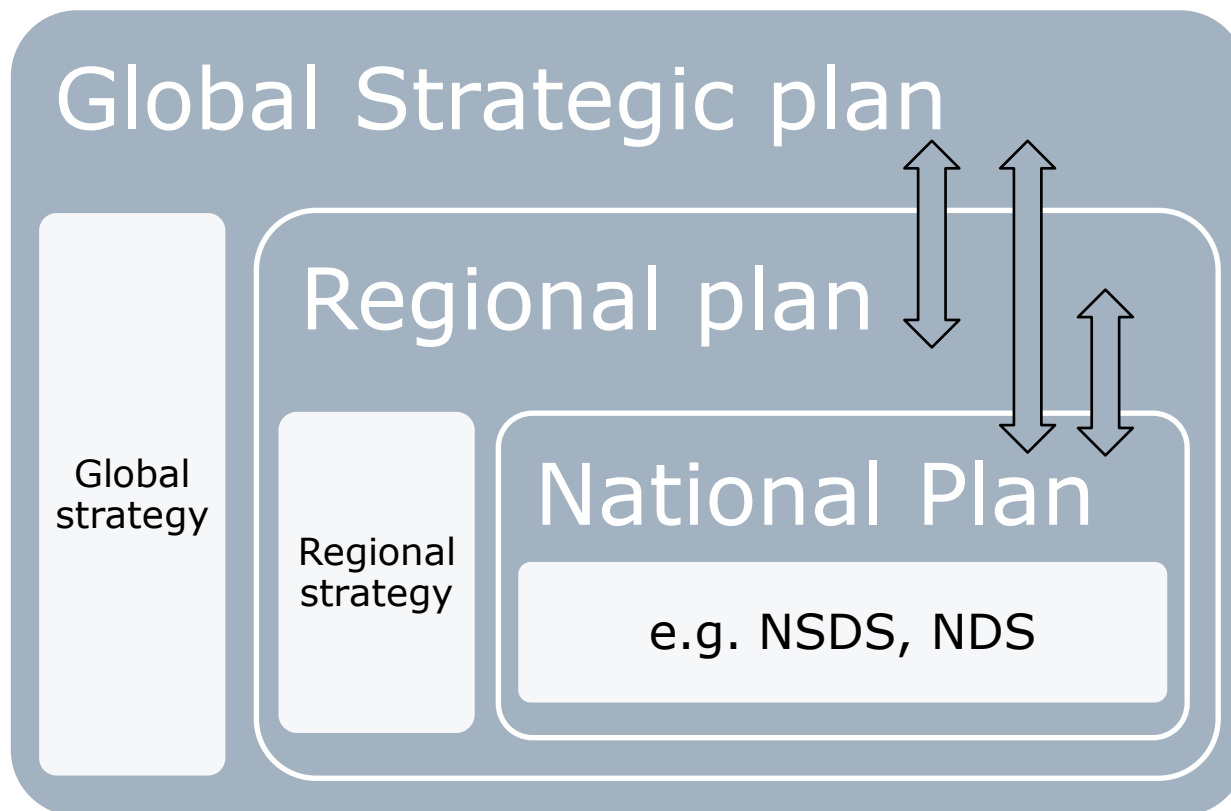
- a) make the conceptual changeover from the 1968 or 1993 SNA to the 2008 SNA and
- b) improve the scope, detail and quality of national accounts and supporting economic statistics

Based on:

- Strategic planning
- Information structure
- Modalities of statistical capacity-building
- Stages of implementations



- the use of priority-setting National Strategy for the Development of Statistics or similar national plans





Integrated statistics approach

Produces statistics that present a consistent and coherent picture of economic activities for policy, business and other analytical uses

Uses common concepts, definitions, estimation methods and data sources for statistical reconciliation

Moves away from a narrow stove-pipe statistical production model to cross-functional holistic model

Building blocks

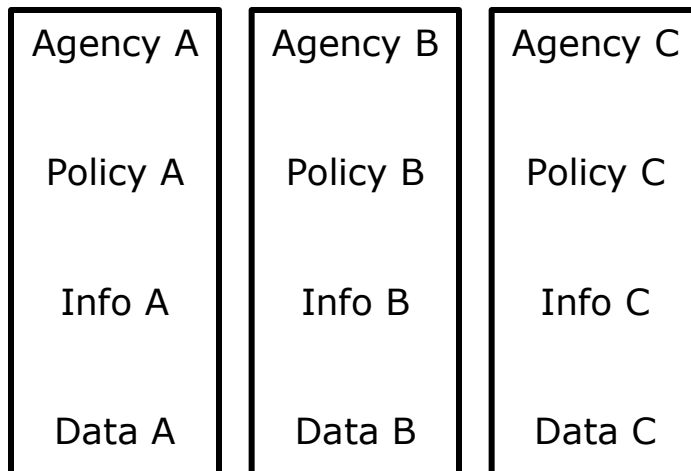
Common conceptual framework provided by the SNA

Institutional arrangements (legislative, organizational, budgetary, managerial and customer relationship arrangements) further support the environment for integration

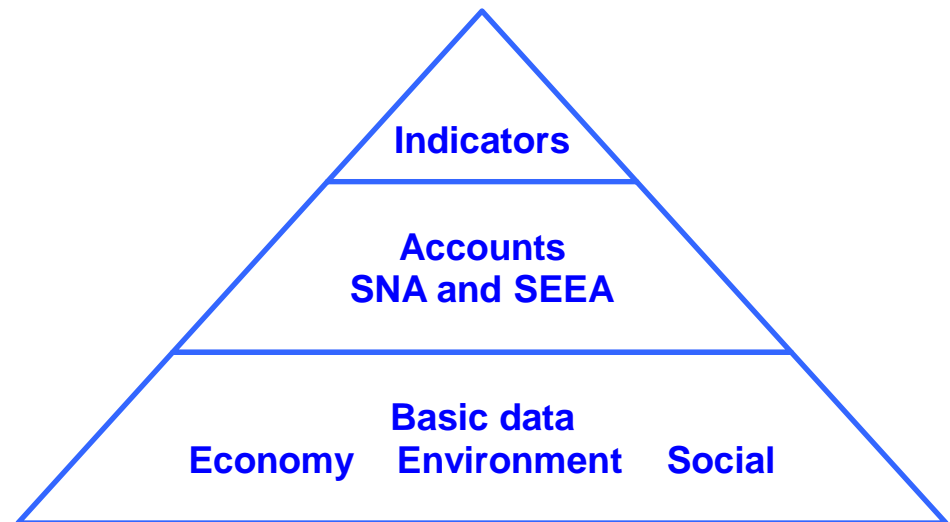
Statistical production process as an integrated production chain from the collection of basic data to the dissemination of statistics



Silo approach



Integrated statistics

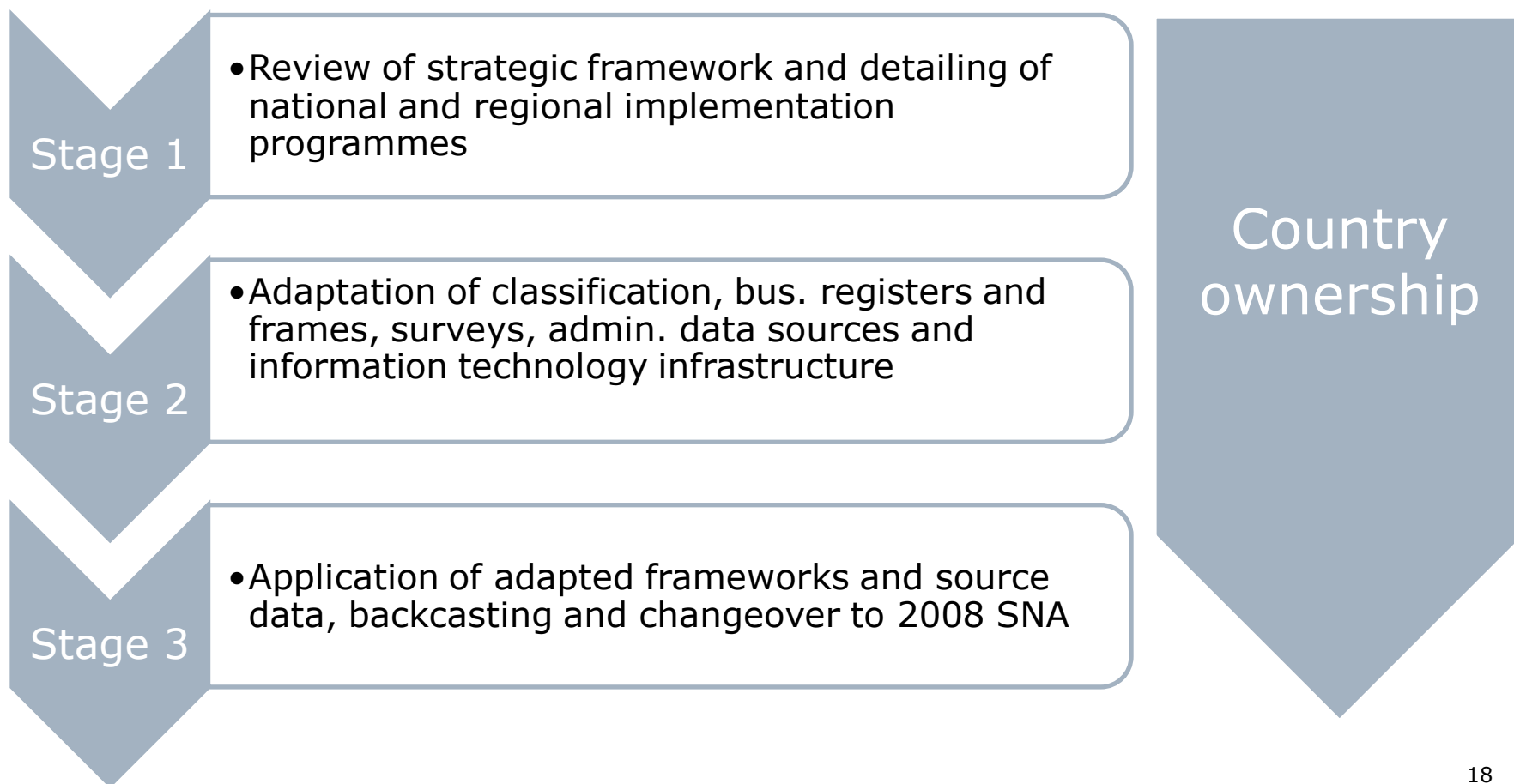


Accounts to integrate statistics:

- Linking policy needs and statistics
- Understanding the institutional arrangements
- Integrated statistical production process/chain and services
- Consistency between basic data, accounts and tables and indicators



Stages of implementation leading to the changeover to the 2008 SNA.





Modalities of statistical capacity-building


United Nations Statistics Division

Training and
technical
cooperation

Publication of
manuals and
handbooks

Research

Advocacy



System of Environmental Economic Accounting

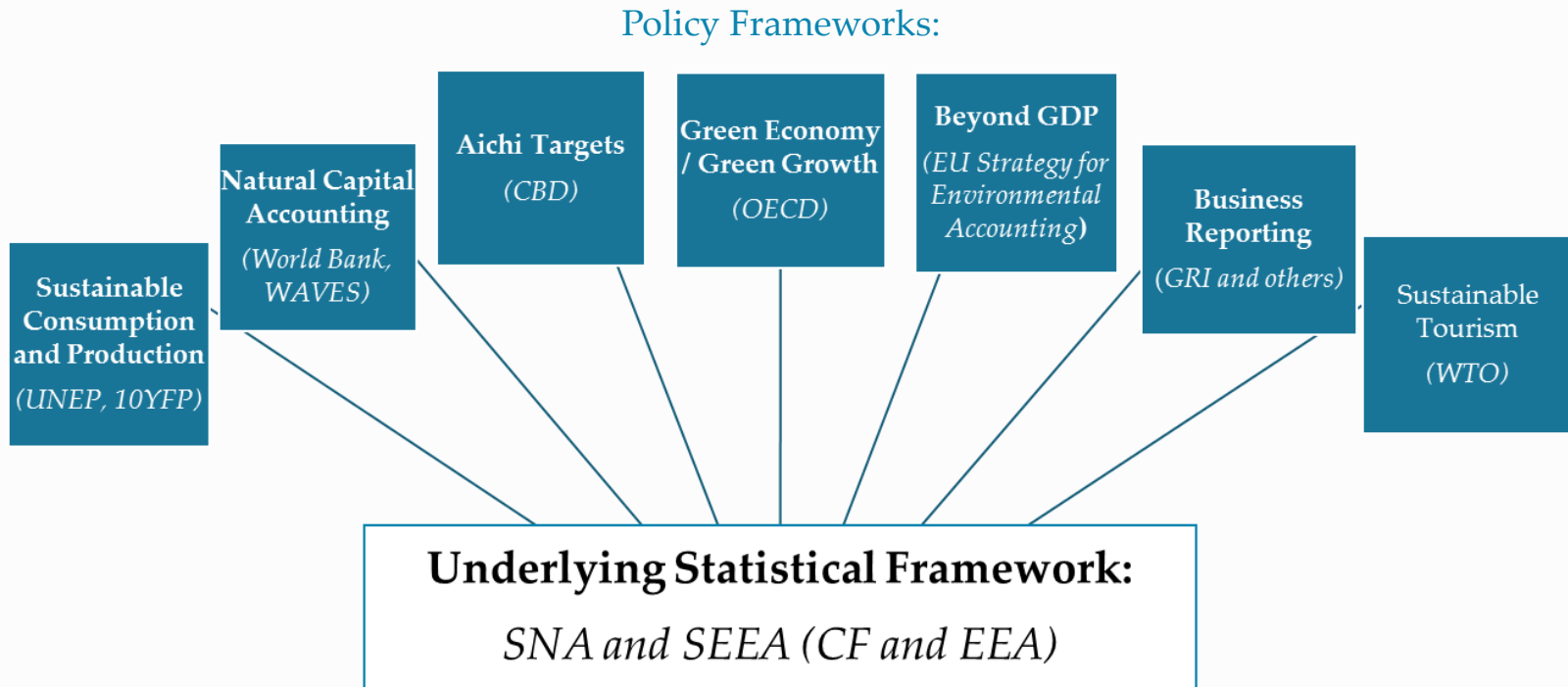
Policy Context

- SDGs: Integrated policies in need of integrated information systems
- Together the [SNA](#), [SEEA CF](#) and [SEEA EEA](#) can inform many goals and targets in an integrated way:



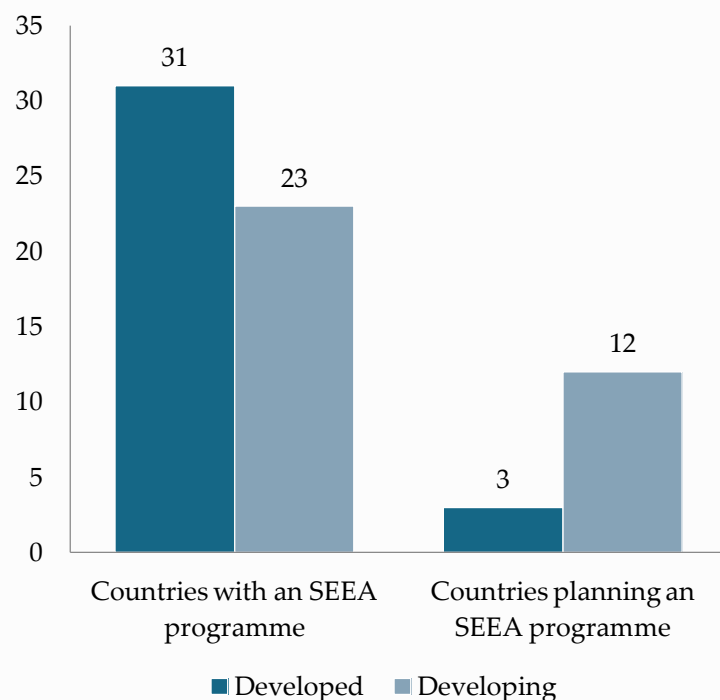
Policy Context

International policy initiatives are mainstreaming use of SEEA as underlying statistical framework to support policy frameworks:



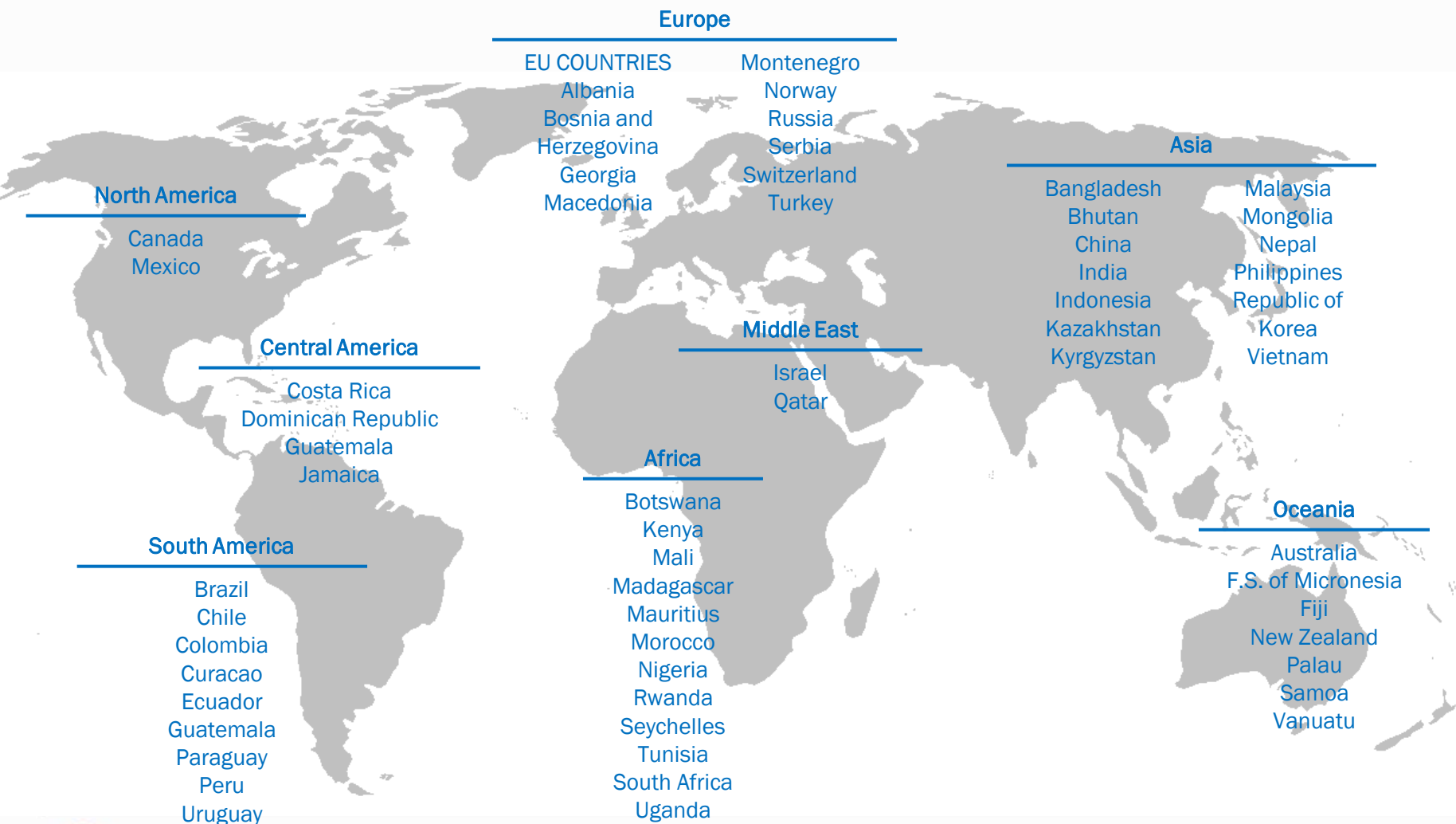
Status of SEEA Implementation

Status of SEEA Implementation
(2014)



- Global Assessment on Environmental Economic Accounting 2014
- 84 countries responded
- 54 currently have an SEEA programme
- **Accounts most commonly compiled;**
 - Air Emissions, Material Flows, Energy
- **Priorities accounts going forward;**
 - Developed Countries: Energy, EPEA and EGSS
 - Developing Countries: Energy, Water and Environmental Taxes and Subsidies

Countries working on the SEEA



*Country list based on Global Assessment on Environmental Accounting (2014) (<http://unstats.un.org/unsd/statcom/doc15/BG-UNCEEA.pdf>) and UNCEEA survey of where assistance is being provided, see UNCEEA/BK/5(2) (http://unstats.un.org/unsd/envaccounting/ceea/meetings/eleventh_meeting/10d11.htm)
Some countries may be only just embarking on a project related to SEEA as part of technical assistance programmes. Updated with other information.

SEEA Implementation Strategy

- Updated in 2015 in response to UN Statistical Commission request to **step up implementation** in countries (2014)
- Joint strategy for SEEA Central Framework and Experimental Ecosystem Accounts

OBJECTIVES:

- Adoption of the SEEA as the **measurement framework for sustainable development**
- Mainstream the SEEA implementation in countries as part of the modernization statistical production process
- Establish technical capacity for regular reporting on a minimum set of SEEA accounts

Targets for Implementation: 2020

1. Targets for the adoption of SEEA as part of National Agendas:
 - **100** countries with ongoing programmes on SEEA Central Framework
 - **50** countries initiating work on SEEA Experimental Ecosystem Accounting
2. Comparable global baseline data
 - Indicators to support SDGs
3. Programmes and material to build capacity
 - Research and education mechanisms
4. Updated SEEA Experimental Ecosystem Accounting

Considerations for SEEA implementation

Strategic approach to implementation

Linking implementation to policy demands

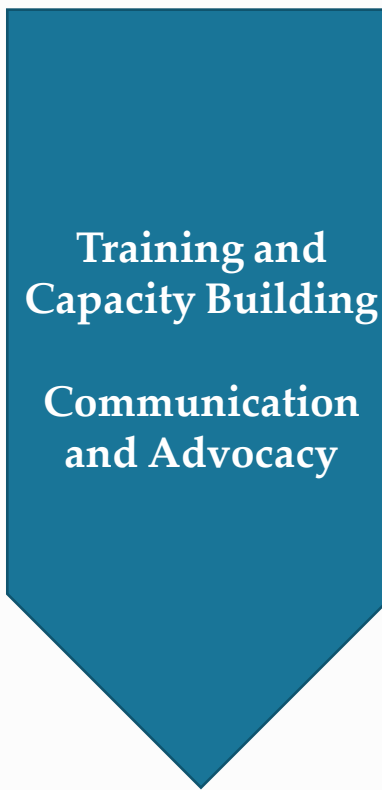
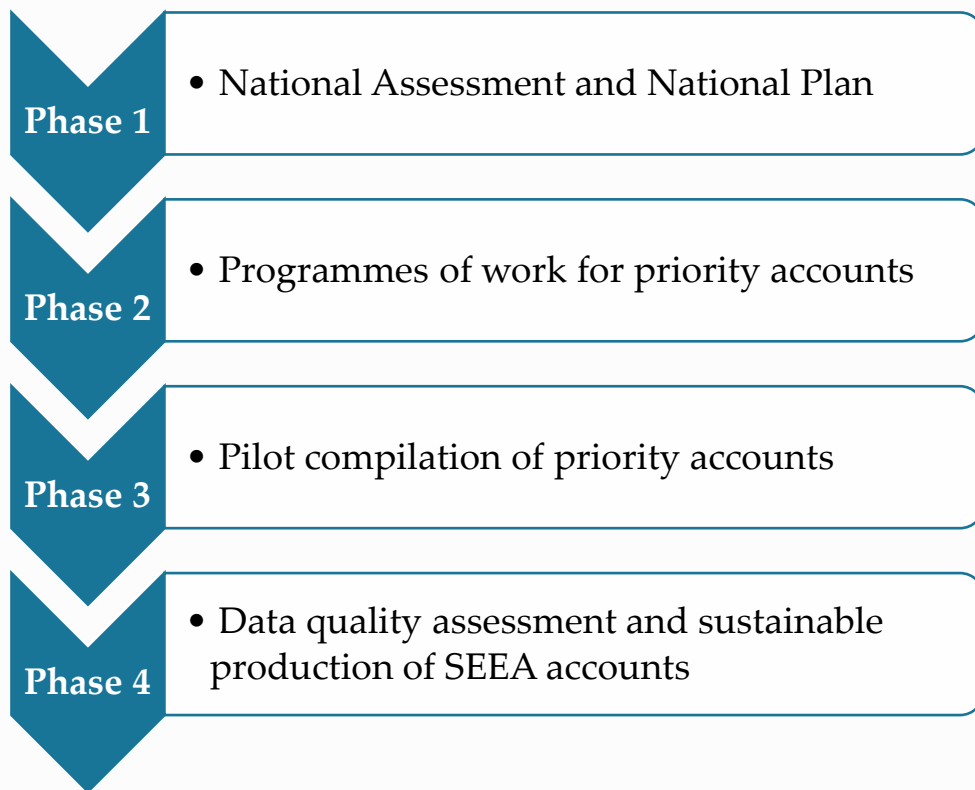
National ownership

Regional and sub-regional approach

Capacity building

Communication strategy

Approach to National Implementation



Global Implementation

- **Coordination**
 - > Among international agencies
 - > With academia, think tanks etc.
 - > With the business community
- **Development of tools and materials to support the national implementation**
- **Advancing the research agenda**
- **Development of baseline for the SDG**
- **Communication**

Current activities in SNA and SEEA

- 10th Tranche Development Account Programme on Statistics and Data (DA10)
(2016 –2019)
 - Natural Capital Accounting and the Valuation of Ecosystem Services project
(2017-2019)
 - Development account – Tranch 9
(2016-2017)
 - UNSD-DFID project on Monitoring the SDG
(2016- 2021)
 - Advance the methodological work and research agenda
(ISWGNA, AEG, UNCEEA)
-

10th Tranche Development Account Programme on Statistics and Data (DA10)

- Objective:

Strengthen statistical capacity of developing countries to measure, monitor and report on the SDGs in an accurate, reliable and timely manner for evidence-based policy making

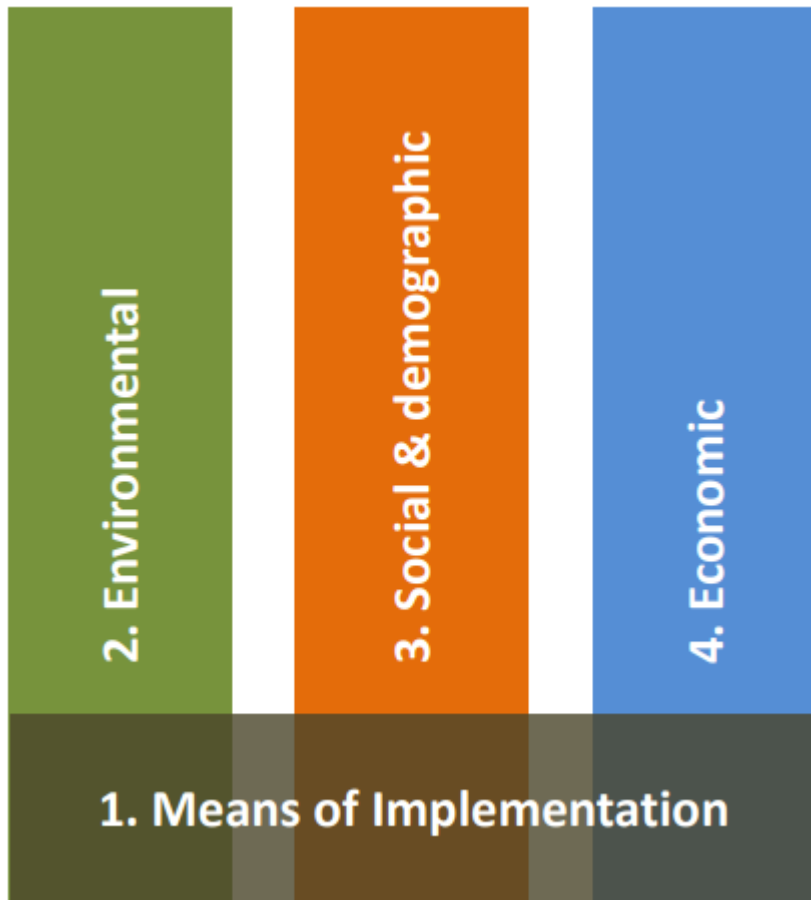
- Principles:

- > Respond to evolving policy needs for data (policy frameworks)
- > Reflect Member States' needs and priorities at national and local levels (National ownership)
- > Build on comparative advantages and cooperation
- > Build on existing initiatives and programmes (Coordination)
- > Encourage external participation and funding (Partnership)

DA10: Implementing Entities

Global Entities	Regional Entities
UNSD (DESA) UN Statistics Division	ECA UN Economic Commission for Africa
UNCTAD UN Conference on Trade and Development	ECE UN Economic Commission for Europe
UNEP UN Environmental Programme	ECLAC UN Economic Commission for Latin America and the Caribbean
UN-Habitat UN Human Settlements Programme	ESCAP UN Economic and Social Commission for Asia and the Pacific
UNODC UN Office on Drugs and Crime	ESCWA UN Economic and Social Commission for Western Asia

DA10 Pillars



Aims:

- Develop capacities for production of internationally comparable, high-quality, timely and disaggregated statistics and indicators
- Fully address economic, social and environmental dimensions of each goal

Economic pillar - Themes

- National accounts
- Supply and use tables
- Industry statistics
- Energy statistics
- Business registers, trade statistics and trade-related measures

Economic pillar - Activities

- EA1: Enhanced capacity of developing countries to implement an integrated multi-mode and multi-source production process for the regular production of economic statistics
 - > Regional workshops; development of e-learning courses
- EA2: Enhanced capacity of target countries to collect, disseminate, notify and exchange data that are relevant for measuring economic statistics related SDG indicators
 - > Advisory missions and technical assistance to target countries
- EA3: Partnerships developed which support statistical strengthening in the area of economic statistics and complement and/or expand on the programme's outputs
 - > Resource mobilization



System of
Environmental
Economic
Accounting

Natural Capital Accounting and the Valuation of Ecosystem Services project



United Nations



Natural Capital Accounting and Valuation of Ecosystem Services project

- Implementing partners
 - > United Nations Statistics Division
 - > United Nations Environment Programme
- Sponsor
 - > European Union
 - > Partnership program
- Five partner countries
 - > Brazil, China, India, Mexico, South Africa
- Project duration
 - > 3 years from 2017-2019

Overall objectives

- Advance the knowledge agenda on environmental-economic and ecosystem accounting
- Initiate pilot testing of SEEA Experimental Ecosystem Accounting, ecosystem valuation and macro-economic analysis with a view to:
 - > Improving the measurement of natural biotic resources, ecosystems and their services at the (sub)national level
 - > Mainstreaming biodiversity and ecosystems in (sub)national level policy-planning and implementation

Workstreams

- Piloting ecosystem accounts (in each of the 5 partner countries) for selected areas (national and/or regional)
- Developing guidelines and methodology
- Indicators
- Business accounting (sustainability reporting)
- Communication and outreach
- Training and capacity development



System of
Environmental
Economic
Accounting

DEVELOPMENT ACCOUNT – TRANCH 9



United Nations

Project overview

- Supporting Member States in developing and strengthening environmental-economic accounting for improved monitoring of sustainable development
- Work with 4 countries that expressed interest in implementing the SEEA
 - > Malaysia
 - > Indonesia
 - > Uganda
 - > Kenya
- Duration: 2016-17

Project objective

- Strengthened **institutional** and **technical** capacity of select national statistical offices to develop national and regional strategies for the SEEA implementation in response to policy needs for more comprehensive and accurate statistical information on the interactions of the environment and the economy

Project sustainability

- Train statisticians in national statistical offices and line ministries on the concepts, statistical procedures and best practices to routinely produce environmental-economic accounts and indicators
- Formalize the inter-agency platforms among stakeholders for data sharing and production of results, are key to enhance the sustainability of the results and achievements of the projects after its completion.
- The implementation of the activities contained in the national work plans will surpass the project cycle and will increase ownership and sustainability.

Project outcome

- National implementation strategies for the SEEA have been completed and agreed upon
- Participating countries have completed the national self-assessment on institutional environment, data availability and data requirement for the implementation of selected SEEA modules
- Compilations of provisional tables and accounts for one selected SEEA module in each of the four countries has been completed

2016 activities

- Development of compilation guidelines and training materials
- Two regional workshops held for training purposes
 - > Malaysia (Sep 2016)
 - > Uganda (Nov 2016)
- Assessments mission conducted in 4 participating countries
- National consultations to work with countries on self-assessment and development of national plans

2017 activities

- Participating countries to endorse of the national plan/national implementation strategy
- Participating countries to compile 1 selected pilot account
- International and national consultations to work with countries on the compilation of selected pilot accounts
- Two regional workshop to be organized towards the end of the project to share results and experience



THANK YOU

sna@un.org, seea@un.org